

T@G

TEARDROP TRAILERS

T@B

TEARDROP CAMPERS

T@B 400

TEARDROP CAMPERS



nucamprv.com


nūCamp



Our passion is to build the exceptional! We manufacture some of the highest quality recreational vehicles available in North America. Our dedicated craftsmen are committed to building with integrity and embracing innovative design. Our superior construction techniques and strict quality control set us apart from other manufacturers. Every nuCamp product is meticulously created by hand in Sugarcreek, Ohio.





TAB S



TAB CS-S



TAB 400 Solo



TAG XL GALLEY

At the heart of every nuCamp product is superior craftsmanship. Our comfortable interiors and quality construction make your camping experiences a pleasure. We call that the *nuCamp difference*.



TAG XL



TAB 400



LIGHTWEIGHT AND EASY TO TOW

TAG & TAG XL TEARDROP TRAILERS

Looking to step up your adventure? Lightweight and easy to tow, the TAG takes your camping experiences to a whole new level. You'll be able to enjoy the natural scenery as you prepare your meals in the well-equipped rear galley. Come nightfall, you'll climb into a warm and cozy interior – flush with large windows for stargazing before drifting off into a comfortable slumber.

No matter where you go, the TAG teardrop trailer is ready for adventure.



BASE PACKAGE

- Air Conditioning
- Custom Amish Cabinetry
- Electric Brakes
- Exterior LP Hook-Up
- Deep Sink w/ 10" Faucet
- Two-Burner Stove
- Under-Bed Storage
- LED Lights
- Exterior Shower
- Spare Tire
- Alloy Wheels

CONVENIENCE PACKAGE

- Ceramic Heater
- Diamond Plate LP Tub
- Acrylic Dual Pane Windows
- Microwave
- Screen/Shade System
- YETI® Cooler
- Bluetooth® Media Center
- Large Front Stargazer Window
- 3-Speed Fan-Tastic Fan



Solar Option



Stargazer Window



Heater w/ Wireless Thermostat



Large LP/Battery Storage



YETI® Cooler



Deep Sink w/ 10" Faucet



TAG Galley

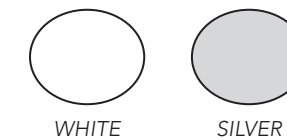


TAG XL Galley

TRIM COLORS



SIDEWALL COLORS



GRAPHIC OPTIONS





THE ICONIC TEARDROP CAMPER

TAB S TEARDROP CAMPER

The TAB teardrop camper trailer is the iconic teardrop that sets the trend for all others to follow. This popular unit is just the right size for a weekend jaunt or an extended camping adventure. Inside, you'll find a galley kitchen and u-shaped dinette that converts to a comfortable sleeping area. There is also a wet bath – complete with a toilet, sink, and shower. The TAB has everything you need to make camping even more enjoyable!



BASE PACKAGE

- Wet Bath w/Cassette & Built-In Sink
- Expandable Split Bed
- 12v Refrigerator
- Push-Button Ignite 2-Burner Stove
- Electric Brakes
- External Shower
- Front Window
- Alloy Wheels
- Stainless Steel Sink
- Cobblestone Premium Fabric
- LED Lights
- Portal Window
- Tank/Battery Monitor & Disconnect

CONVENIENCE PACKAGE

- Alde® Central Heat/Hot Water
- Air Conditioning
- Nautilus Water Management System
- Diamond Plate LP Tub
- Exterior LP Hook-Up
- Molded-In Keder Rail
- Acrylic Dual Pane Windows
- Exterior Lagun Table Bracket
- Soft Close Cabinetry
- Custom Screen/Shade System
- Bluetooth® Media Center w/ 19" TV
- 3-Speed Fan-Tastic Fan
- 14" White Steel Spare Tire
- Entry Step Light




Spacious Seating



Full-Featured Kitchenette



Wet Bath w/ Cassette Toilet



Solar Option



Large LP/Battery Storage



Nautilus Water Management

CABINERY OPTIONS



GRAY

BIRCH

TRIM COLORS



BRIGHT WHITE

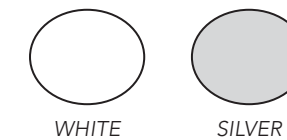
STEEL GRAY

JET BLACK

COBALT BLUE

HARVEST RED

SIDEWALL/ROOF COLORS



WHITE

SILVER

GRAPHIC OPTIONS



CLASSIC

ASPIRE

RIDGE



TAB CS-S TEARDROP CAMPER

Does your perfect adventure include cooking outdoors? If so, then the TAB CS-S is the teardrop for you. The Clamshell embodies the traditional teardrop design featuring a well-equipped kitchen located in the back hatch. Inside, you'll find a spacious face-to-face dinette that converts into a comfortable sleeping area. The

cabin is completed by a wet bath that includes a toilet, sink, and shower.

The TAB CS-S has everything you need to make you happy as a clam!



BASE PACKAGE

- Wet Bath w/Cassette & Built-In Sink
- Expandable Split Bed
- 12v Refrigerator
- Push-Button Ignite 2-Burner Stove
- Electric Brakes
- External Shower
- Front Window
- Alloy Wheels
- Stainless Steel Sink
- Cobblestone Premium Fabric
- LED Lights
- Portal Window
- Tank/Battery Monitor & Disconnect

CONVENIENCE PACKAGE

- Alde® Central Heat/Hot Water
- Air Conditioning
- Nautilus Water Management System
- Diamond Plate LP Tub
- Exterior LP Hook-Up
- Molded-In Keder Rail
- Acrylic Dual Pane Windows
- Exterior Lagun Table Bracket
- Soft Close Cabinetry
- Custom Screen/Shade System
- Bluetooth® Media Center w/ 19" TV
- 3-Speed Fan-Tastic Fan
- 14" White Steel Spare Tire
- Entry Step Light



Deluxe Wood Cabinetry



Galley w/ Pass-Through Cabinets



Wet Bath w/ Cassette Toilet



Large LP/Battery Storage



Alloy Wheels



Solar Option

CABINERY OPTIONS



GRAY

BIRCH

TRIM COLORS



BRIGHT WHITE

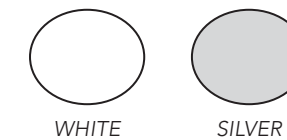
STEEL GRAY

JET BLACK

COBALT BLUE

HARVEST RED

SIDEWALL/ROOF COLORS



WHITE

SILVER

GRAPHIC OPTIONS



CLASSIC

ASPIRE

RIDGE

TAB 400

OUR LARGEST TEARDROP CAMPER

TAB 400 TEARDROP CAMPER

Do you love the teardrop design, but need more room? The TAB 400 is our largest and most spacious teardrop camper. It's perfect for adventurers who like to get out and stay out for longer periods of time. Inside the camper, you get a dedicated queen size sleeping area, spacious wet bath, roomy kitchen, plenty of storage, and a dinette that can convert into a second sleeping area. With all of that, the TAB 400 is your home away from home.



BASE PACKAGE

- Refrigerator
- 2-Burner Glass-Top Stove
- Exterior LP Hook-Up
- Electric Brakes
- Bluetooth® Media Center w/ 24" TV
- Sink
- Alloy Wheels
- Spare Tire
- LED Lights
- Exterior Shower
- Tank/Battery Monitor & Disconnect

CONVENIENCE PACKAGE

- Alde® Central Heat
- Alde® FLOW Instant Hot Water
- Froli™ Sleep System (Excluding Solo)
- Air Conditioning
- Nautilus Water Management System
- Diamond Plate LP Tub
- Acrylic Dual Pane Windows
- 1200w Inverter
- Screen/Shade System
- Two 6-Volt AGM Batteries
- Large Front Picture Window
- 3-Speed Fan-Tastic Fan



Spacious Dinette Area



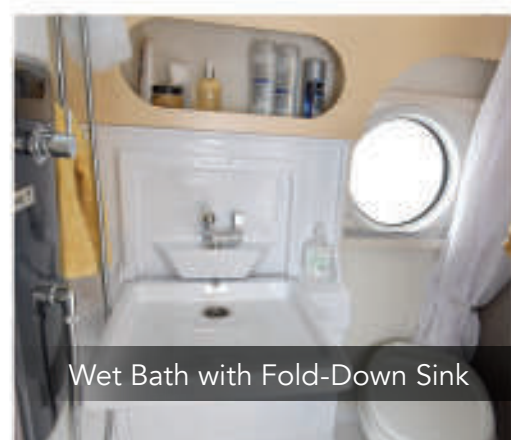
Converted 2nd Sleeping Area



Furnished Kitchenette



Solar Option



Wet Bath with Fold-Down Sink



Nautilus Water Management

INTERIOR OPTIONS



CUSHION FABRIC



GRAPHITE



COBBLESTONE

ACCENT PANELS



GRAY

BIRCH

TRIM COLORS



BRIGHT WHITE

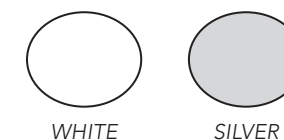
STEEL GRAY

JET BLACK

COBALT BLUE

HARVEST RED


SIDEWALL COLORS



WHITE

SILVER

GRAPHIC OPTIONS



TEMPEST

ACCENT LINE

3-WAY FRIDGE OPTION

A 3-way refrigerator option is available for the TAB 400 standard bed floor plan only.



TAB 400 Solo

The Solo floorplan offers an innovative, expandable bed option that provides additional sleeping space via a north-to-south layout. You can keep the bed recessed and gain the convenience of an adjacent nightstand, or you can elect to enlarge the bed into a spacious queen size sleeping area. So, whether you are traveling alone or have company, the Solo not only gives you options but extra space to stretch out as well.



BOONDOCK

If you're craving even more excitement, our Boondock packages feature everything you need to get off the beaten path! Each package includes a heavy-duty pitched axle, aggressive off-road tires, aluminum utility platform, and more. With its rugged aesthetics and interior comforts, your TAG or TAB Boondock is built for adventure!



T@G BOONDOCK

- 15" Sport Rims
- Aggressive Off-Road Tires
- Aluminum Utility Platform
- Boondock Entry Handle & Graphics
- Nerf Bars/Running Boards
- Heavy-Duty Pitched Axle
- Made-To-Order Boondock Fenders
- Solar Package
- Yakima® Roof Rack

T@B BOONDOCK

- 15" Sport Rims
- Aggressive Off-Road Tires
- Aluminum Utility Platform
- Boondock Entry Handle & Graphics
- Custom Rear Aluminum Cage (TAB S Only)
- Heavy-Duty Entry Door Step
- Heavy-Duty Pitched Axle
- Made-To-Order Boondock Fenders
- Solar Package
- Yakima® Roof Rack (TAB S Only)

T@B 400 BOONDOCK

- 15" Sport Rims
- Aggressive Off-Road Tires
- Aluminum Utility Platform
- Boondock Entry Handle & Graphics
- Heavy-Duty Entry Door Step
- Heavy-Duty Pitched Axle
- Solar Package



Our story starts with a man on a journey. Joe Mullet was a plumber by trade, but in 2004, he found himself building lawn furniture in Sugarcreek, Ohio.

It was at that time when Joe was presented with a golden opportunity. His path took a dramatic turn when he decided to go into business for himself and build teardrop trailers. Committed to building the highest quality trailers available on the market, Joe officially formed *Pleasant Valley Teardrop Trailers* as a boutique teardrop camper manufacturer.

As business steadily grew, the operation moved out of Joe's garage and into a 3,000-square-foot shop with an eight-man workforce. Joe was intentional about creating a culture that cared deeply for his employees. From that first full year, when the company hand-built 50 campers, Pleasant Valley Trailers continue to grow its product line, plant size, and workforce.

It seemed as though Joe's path was set, but in 2008, the recession hit the RV industry hard. That year, 30% of the manufacturers went out of business. Unfortunately, Pleasant Valley Trailers was not immune and was forced to close its doors.

Just a few short months later, Joe was able to get back on its feet and re-launched, employing a national distributor. In the years that followed, the company acquired the rights to build the iconic European *TAB Teardrop Camper* and created several other new trailers.

Pleasant Valley continued its precipitous climb, and by 2015, the company moved into a brand-new facility. With a product line that included, not only various teardrop models but also the *Cirrus Truck Camper*.

In 2016, the relationship with the distributor phased out, and Pleasant Valley rebranded itself as *nuCamp*. Since that point, Joe and his team have been moving firmly forward – continuing to innovate and introduce a host of new products.

Equipped with the undying commitment **'to build the exceptional'** nuCamp continues to hold the title as the world's largest manufacturer of teardrop trailers.




T@GXL



	TAG	TAG XL
Total Exterior Length	13' 7"	13' 7"
Exterior Width	6' 8"	7' 8"
Exterior Height	6' 3"	6' 3"
Sleeping Area	58" x 78"	70" x 78"
Interior Height	43"	43"
Fresh Water	8 gal	8 gal
Gray Water	N/A	N/A
Black Water	N/A	N/A
Tire Size	175/80/13	175/80/13
GAWR	2,200 lbs	2,200 lbs
Tongue Weight (Dry)	130 lbs	119 lbs
Total Gross Weight (Dry)	1,284 lbs	1,388 lbs

Dry weight is the weight of the camper with standard equipment, excluding; propane, tank fluids, cargo, and optional equipment.
 Boondock Package - TAG: Width 83"/Height 80"/Tongue Weight Dry 156lbs/Total Gross Weight Dry 1,415lbs.
 TAG XL: Width 95"/Height 80"/Tongue Weight Dry 156lbs/Total Gross Weight Dry 1,505lbs.


T@BS



	TAB S
Total Exterior Length	15' 3"
Exterior Width	6' 8"
Exterior Height	7' 8"
Sleeping Area	71" x 72"
Interior Height	69"
Fresh Water	19 gal
Gray Water	18 gal
Black Water	5 gal
Tire Size	205/75/14
GAWR	2,900 lbs
Tongue Weight (Dry)	190 lbs
Total Gross Weight (Dry)	1,969 lbs

Dry weight is the weight of the camper with standard equipment, excluding; propane, tank fluids, cargo, and optional equipment.
 Boondock Package - Width 81"/Height 96"/Tongue Weight Dry 212lbs/Total Gross Weight Dry 2,082lbs.

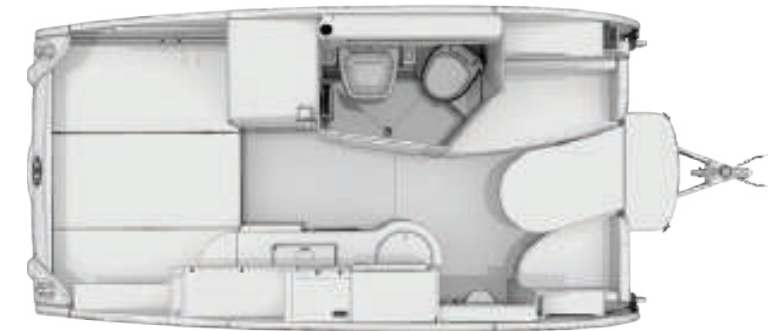
T@BCS-S



	TAB CS-S
Total Exterior Length	15' 3"
Exterior Width	6' 8"
Exterior Height	7' 8"
Sleeping Area	58" x 71"
Interior Height	69"
Fresh Water	19 gal
Gray Water	18 gal
Black Water	5 gal
Tire Size	205/75/14
GAWR	2,900 lbs
Tongue Weight (Dry)	208 lbs
Total Gross Weight (Dry)	2,105 lbs

Dry weight is the weight of the camper with standard equipment, excluding; propane, tank fluids, cargo, and optional equipment.
 Boondock Package - Width 81"/Height 96"/Tongue Weight Dry 241lbs/Total Gross Weight Dry 2,153lbs.

T@B 400



	TAB 400	TAB 400 Solo
Total Exterior Length	18' 3"	18' 3"
Exterior Width	7' 6"	7' 6"
Exterior Height	8' 8"	8' 8"
Sleeping Area	55" x 79"	57" x 79"
Interior Height	79"	79"
Fresh Water	22 gal	22 gal
Gray Water	18 gal	18 gal
Black Water	12 gal	12 gal
Tire Size	205/75/15	205/75/15
GAWR	3,900 lbs	3,900 lbs
Tongue Weight (Dry)	318 lbs	327 lbs
Total Gross Weight (Dry)	2,876 lbs	2,866 lbs

Weight is based on 2-way fridge (Standard 400) and 12-volt fridge (400 solo).
 Dry weight is the weight of the camper with standard equipment, excluding; propane, tank fluids, cargo, and optional equipment.
 Boondock Package - Width 90"/Height 107"/Tongue Weight Dry 336lbs/Total Gross Weight Dry 2,947lbs.
 Standard 400 with 3-way fridge - Tongue Weight Dry 328lbs/Total Gross Weight Dry 2,956lbs.

OUR
★ PLEDGE ★
TO YOU

The number one priority at nuCamp is your happiness. We proudly guarantee your product to be exceptional. Your purchase is more than just a camper. You become an immediate member of the nuCamp family – complete with a welcoming community and unparalleled support.

1 YEAR
CRAFTSMANSHIP
WARRANTY

nuCamp agrees to warrant the integrity of the camper/trailer for up to one (1) year from the date of purchase (Warranty Period). This does not include equipment of parts with separate, stand-alone warranties.

3 YEAR
STRUCTURAL
WARRANTY

In addition, nuCamp agrees to warrant the structural integrity of the camper/trailer for items constructed by nuCamp for up to three (3) years from the date of purchase (Warranty Period).



© nuCamp RV. Rights reserved. nuCamp reserves the right to make refinements and changes during the model year, including but not limited to materials, components, colors, and specifications without notice. All weights, capacities, dimensions are approximate. It is the owner's responsibility to select the suitable tow vehicle and tow equipment for proper and safe operation.

TAGTAB-2021.0



661 Belden Parkway NE
Sugarcreek, Ohio 44681

844-823-9112 | nucamprv.com

