



2021.5 Models



**ASCENT TS | PLATEAU TS | PLATEAU FL**  
Mercedes-Benz Sprinter Chassis

***Pleasure-Way***



# 35 YEARS IN THE MAKING

Pleasure-Way Industries Ltd. is pleased to be celebrating its 35<sup>th</sup> year as a leader in the RV manufacturing industry. A family-owned and-operated business since its inception in 1986, Pleasure-Way is committed to building the highest-quality luxury motorhomes.

Pleasure-Way’s unwavering commitment to quality, safety, and customer satisfaction is evident in the fact that we do not mass produce our motorhomes on assembly lines; rather each motorhome is hand-crafted and custom-fitted to exacting standards and rigorous quality inspections. Due to our meticulous, labour-intensive construction process, we are proud to have one of the lowest warranty claim rates in the entire RV industry. In fact, we are so confident in the quality of our motorhomes that we back each new Pleasure-Way with our Five Year Freedom Coach Warranty—one of the best and longest warranties in the industry.

We would never be where we are today without our team of dedicated and skilled employees, or without the enthusiastic support from our owners. We are deeply grateful for everyone that has been involved with Pleasure-Way over the past 35 years and we look forward to continuing to deliver a first-class RV experience.

## CONTENTS

Models	2	Build Your Own	14
New For 2021.5	3	The Pleasure-Way Life	15
Standard Features	5	2020 Sprinter Chassis	16
Ascent TS	7	Specifications	17
Plateau TS	9	Warranty	19
Plateau FL	11	Personal Assistant	19
Optional Features	13		

Modern



### NINE CONSECUTIVE RVDA QUALITY CIRCLE AWARDS

This distinguished recognition reinforces our core company values of hard work, superior quality, and top-notch customer service.



### MERCEDES-BENZ MASTERUPFITTER

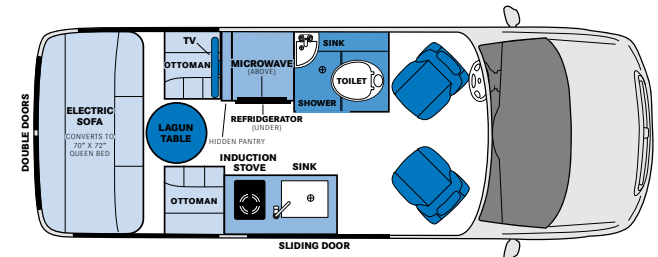
Pleasure-Way Industries Ltd. is recognized for MasterUpfitter status by Mercedes-Benz.

# MERCEDES-BENZ SPRINTER MODELS

## ASCENT TS



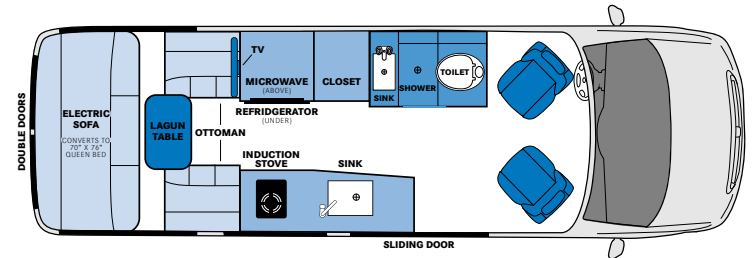
Fuel Type:	Diesel
Standard Engine:	3.0L V6 BlueTEC
Length: (bumper to bumper)	19' 5" / 592 cm
Overall Height:	9' 7" / 292 cm
Width:	7' 1" / 216 cm
LP Tank Capacity:	8.16 US Gal / 31 L
Fresh Water Tank Capacity:	20 US Gal / 75 L
Grey Water Tank Capacity:	15 US Gal / 57 L
Black Water Tank Capacity:	12 US Gal / 45 L
Towing Capacity:	5,000 lbs / 2,268 kg



## PLATEAU TS



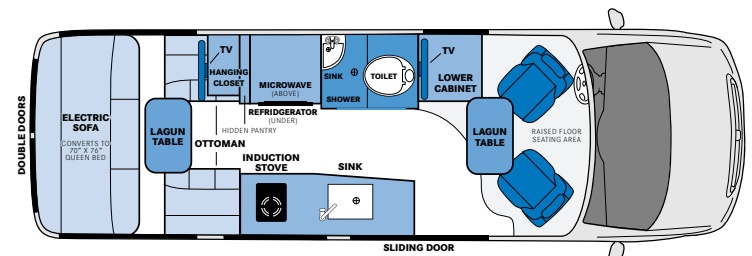
Fuel Type:	Diesel
Standard Engine:	3.0L V6 BlueTEC
Length: (bumper to bumper)	22' 9" / 693 cm
Overall Height:	9' 8" / 295 cm
Width:	7' 1" / 216 cm
LP Tank Capacity:	8.16 US Gal / 31 L
Fresh Water Tank Capacity:	24 US Gal / 91 L
Grey Water Tank Capacity:	35 US Gal / 132 L
Black Water Tank Capacity:	12 US Gal / 45 L
Towing Capacity:	4,220 lbs / 1,914 kg



## PLATEAU FL



Fuel Type:	Diesel
Standard Engine:	3.0L V6 BlueTEC
Length: (bumper to bumper)	22' 9" / 693 cm
Overall Height:	9' 8" / 295 cm
Width:	7' 1" / 216 cm
LP Tank Capacity:	8.16 US Gal / 31 L
Fresh Water Tank Capacity:	24 US Gal / 91 L
Grey Water Tank Capacity:	35 US Gal / 132 L
Black Water Tank Capacity:	10 US Gal / 38 L
Towing Capacity:	4,220 lbs / 1,914 kg





# NEW FOR 2021.5

To celebrate 35 years in the RV industry, we are introducing groundbreaking new features for our mid-year (2021.5) model lineup. The most significant enhancement is the new 10-inch touchscreen control panel. The new 10-inch panel builds off the advances made from the previous 7-inch version and further reimagines what's possible in a motorhome electrical system. All models are equipped with two 10-inch panels that make managing key functions of the coach effortless.

## 10-INCH TOUCHSCREEN CONTROL PANEL

### CLIMATE CONTROL

The responsive touchscreen includes centralized control of the furnace, air conditioner and power roof vent. Simply set your climate mode and desired temperature and the control panel will automatically maintain from there.

### Remaining Runtime for DC Power

You can now view the estimated time remaining on your coach battery charge with the current DC power draw of your motorhome. This feature pairs well with boondocking, as you now have an easy to understand read-out that will determine and even extend how long you can remain off-the-grid!

### AC POWER

At a glance you can view what AC power source you are currently drawing from to power your coach with clear-cut, uncomplicated visuals. The 2000-Watt inverter control has been integrated into the new touchscreen to simplify the electrical system even further.

### BATTERY MONITORING

To enhance the already powerful 200Ah Eco-Ion lithium coach batteries, we have incorporated dynamic new features for smart, convenient and painless energy management.

### Battery Temperature Gauge

Located on the battery state-of-charge meter, the new gauge removes all guesswork to ensure the batteries are above freezing temperatures for safe charging.

### AUTOMATIC GENERATOR START (AGS)

AGS is an innovative feature that allows you to set, start and stop parameters for generator control when not plugged into shore power.

### State-of-Charge Meter

View your current battery state-of-charge as a percentage in real-time.

### GO POWER!® SOLAR INTEGRATION

Monitoring your solar panel charge volts and amps is now neatly included on the touchscreen. Additionally, inside the settings section of the solar charger module you can view the overall history of your solar panel amperage draw. This will give you an accurate picture of the average amount of amps the solar panels add to the coach batteries.

### Low Coach Battery Voltage

When the batteries are low on voltage, the generator will automatically run to charge the batteries at your pre-defined voltage, and then shut off.

### Automatic Climate Control

If the temperature exceeds your AC thermostat setting, the generator will automatically run the AC until the desired temperature has been reached. This is a great feature if you are traveling with pets.



### Estimated Time Until Charge

While charging your coach batteries, the estimated time remaining until a full charge is achieved will be displayed. This immensely helpful feature allows you to accurately gauge how long the current method of charging will take until you are ready to operate again at full battery capacity.





### **INDUCTION STOVE**

Enjoy the energy-efficient, reliable, and easy-to-clean induction stove now standard in all models. Compared to gas stoves, induction produces less heat, boils water faster, and can be powered off the coach batteries.

### **12V COMPRESSOR FRIDGE & PULL-OUT PANTRY**

The Ascent TS and Plateau FL received a galley upgrade with the 12V fridge and pull-out pantry. The fridge runs efficiently on battery power and cools consistently, while the pantry adds a versatile storage space.



### **GALLEY DESIGN**

All models received a Corian countertop design refresh, further elevating the already luxurious interior. This seamless and modern finish is also remarkably durable, non-porous, and stain-resistant.

### **TRUMA VARIOHEAT FURNACE**

All models now feature this high-performance LP furnace. Three automatic output levels, intelligent fan control, near-silent operation, high air flow, and three stage burner system combine to heat your coach quickly and efficiently.



# STANDARD FEATURES

Here at Pleasure-Way, we are committed to producing first-class motorhomes with exceptional features. To achieve this, we only select high-performing suppliers that deliver the best possible products and superior services. Our commitment to quality is further supported by including these high-end features as standard, rather than offering a complicated list of optional and expensive add-ons. Below, you will find a compelling list of innovative, reliable, and sophisticated standard features, all designed to give you the utmost confidence in your Pleasure-Way motorhome.



## ECO-ION 200AH LITHIUM BATTERIES

The high-performing, fast-charging and maintenance-free coach batteries offer superior power storage for hassle-free use of your favourite devices.



## XANTREX™ 2,000 WATT INVERTER

Provides power to the TV, Blu-ray™ player, microwave, induction stove, and most 120 VAC receptacles when you're not plugged into shore power or running the generator.



## TRUMA AQUAGO® COMFORT PLUS WATER HEATER

The 60k BTU stepless burner, recirculating water line, and mixing vessel deliver hot water on demand, at even temperatures, eliminating temperature spikes.



## ENTERTAINMENT CENTER

Includes a Bose® Bluetooth® soundbar and 24" LG Smart LED TV. Enjoy broadcast TV in HD with the inclusion of the fully automatic Winegard® Rayzar digital TV antenna.



## LED LIGHTING

LED lights are energy efficient, dimmable, provide a clean and stylish appearance, and do not produce heat like regular incandescent or halogen lights.



## LAGUN TABLE MOUNT SYSTEM

A cantilevered support arm offers adjustable height, eliminates the typical center post, and swivels 360° at both the table top and support arm.



### STAINLESS STEEL GALLEY SINK

The large, 13" x 17" x 6 ¾" galley sink is complemented by a high-arc faucet with pull-out sprayer. This combination makes filling large pots and clean-up much easier.

---



### MEMORY FOAM SOFA CUSHIONS

Assembled with a medium density foam base, 3" of memory foam on top, and finished with a layer of Dacron, resulting in a cooler bed with a smooth, seamless finish.

---



### CORIAN® SOLID SURFACES

This impact resistant material is non-porous, stain-resistant, and easy-to-clean. Rest assured, Corian® keeps its good looks and easily survives daily wear and tear.

---



### FRONT CAB PRIVACY SHADES

Fully form fitting to your windshield and cab doors, these shades provide privacy and protect your dash from UV damage while helping to keep the coach interior cooler.



### LAMINATE INTERIOR

Laminate is scratch-resistant, highly durable, and easy to maintain, resulting in a long-lasting solid plywood interior. Radius laminate cabinetry is standard in all models.

---



### ULTRALEATHER® FABRIC

Innovative strengthening technology makes this luxurious fabric exceptionally durable and stain-resistant. It's also pet friendly, scratch-resistant, and easy-to-clean.

---



### MCD ROLLER SHADES

Designed for solar protection and made of 100% light blocking material, MCD roller shades cover the windows for complete blackout privacy within the coach.

---



### INFLATABLE AIR BED

The inventive, one-piece air bed neatly sits overtop the two front seats and provides a cozy, 61" x 27" bed. Enjoy the ability to sleep an extra passenger on your next trip.






## ASCENT TS

MERCEDES-BENZ SPRINTER 2500

The Ascent TS is a prime example of form following function as it strategically incorporates all our intuitive design and technology inside the most compact Sprinter model we build. The ingenious floorplan provides a generous living area, separate private bathroom, well-equipped galley with new pull-out pantry, and the most comfortable sofa bed found in a Class B motorhome.

Whether it's rush hour traffic, a short haul to the grocery store, or an open road, the Ascent's short length makes any trip effortless. Enjoy the versatility to use this motorhome as a second vehicle, or feel confident on any camping adventure. The Ascent TS is the total package.



**PULL-OUT PANTRY**

This new, versatile storage space will neatly fit your essential cooking items, keeping them easily within reach, and nicely slides closed when not needed.



**POWER SOFA**

Convenience is built into the power sofa/bed configuration. The memory foam sofa will convert into twin singles or a 70" x 72" queen bed.




**LAGUN TABLE**

Enjoy complete freedom in your dining space with this unique table system that is height adjustable, and swivels 360° at both the tabletop and support arm.



**RADIUS CABINETRY**

Now standard in the Ascent, laminate radius cabinet doors offer a contemporary look, while providing a long-lasting, highly durable interior.




## PLATEAU TS

MERCEDES-BENZ SPRINTER 3500

The sophisticated design of the Plateau TS reveals a large bathroom, six cubic foot double-door fridge, full-sized wardrobe, and an expansive bank of galley cabinets, all while leaving the passenger side windows clear and unobstructed. The combination of a large side entrance, roll-up screen and six foot Corian® countertop allows for a preparation and serving area that permits you to enjoy the great outdoors.

European-styled radius cabinetry, rich Ultraleather® upholstery and modern 10-inch touchscreen control panels complete the luxurious interior and make the Plateau TS an impeccably styled Class B motorhome.



### **GALLEY STORAGE**

The well-appointed galley offers an array of storage options including two sizable lower cabinets with flush-mount doors, and a bank of three, soft-close drawers.



### **QUEEN BED**

Making the 70" x 76" queen bed is effortless with the convertible power sofa and support boards. Stretch out and relax on this luxurious memory foam bed.



### **FULL-SIZED WARDROBE**

The enormous 50" x 22" x 20" wardrobe is designed to keep you organized, offering exceptional storage for all hanging clothes and must-have travel essentials.



### **PRIVATE WET BATH**

Fully equipped with a medicine cabinet, Corian® countertop, stainless steel sink, under sink storage, china bowl toilet, handheld showerhead, and lined with waterproof laminate.




## PLATEAU FL

MERCEDES-BENZ SPRINTER 3500

Versatility and flexibility are yours when you choose the Plateau FL. This model optimizes its space by combining the benefits of a front lounge area with the ease and practicality of the rear power sofa. The front lounge utilizes the two captain's chairs that swivel to form a second dining and work area, complete with a Corian® topped workstation, 24" Smart LED TV, storage cabinets, and second Lagun table location.

This resourceful arrangement allows you to leave your bed made all day (and night) long. The Plateau FL is a multitasker loaded with high-performing standard features designed to get you on your way and its exceptionally functional layout will adapt to any lifestyle.



### FRONT LOUNGE WORKSTATION

Includes a 24" LG Smart LED TV, 120V power outlet, USB charging ports, Corian® countertop, privacy shade, soft-close drawer, and redesigned storage cabinets.



### 2,000 WATT INVERTER

Allows you to power all the 120V outlets with the Eco-Ion lithium coach batteries when you are camping off-grid.



### TWO DINING LOCATIONS

The Plateau FL features two mounting positions for the innovative Lagun table allowing you to alternate between living areas.



### INTERIOR STORAGE

Everything is easily within reach with the generously sized bank of upper cabinets along with additional storage below the countertop.

# OPTIONAL FEATURES



## REAR DOOR ROLL-UP SCREEN

If you're the type who loves fresh air and a cool breeze, you'll love our screen door options. The heavy-duty nylon canvas screen precisely fits the rear opening and features a super-fine mesh, keeping insects out and only letting fresh air in. The screen door also features a double zipper system that allows for easy access to the under sofa storage space. This flame-resistant screen can be rolled up, tethered, and conveniently hidden away when not in use.



## SIDE DOOR ROLL-UP SCREEN

Enjoy the beauty of the outdoors while prepping a meal without the worry of insects ruining the party. A unique magnetic closure system allows for easy access in and out without the need to zip the door open and closed. The super-fine mesh screen and door assembly are constructed from heavy-duty, flame-resistant nylon canvas, resulting in a long-lasting, reliable feature. When the screen is not needed it can be rolled up and secured out of the way.



## GO POWER!® SOLAR PACKAGE

Extend your off-the-grid adventures with the addition of our solar options. This system provides power to the coach batteries, allowing for use of the 12V DC system and 120 VAC receptacles through the inverter. This gives you greater dry camping abilities without the need for shore power or running the generator. Choose from:

- 100-Watt (5 amp) package
- 200-Watt (10amp) package
- 300-Watt (15 amp) package



## ALCOA DURA-BRIGHT® ALUMINUM WHEELS

Complete the sleek and sporty look of the Sprinter chassis with these one-piece forged aluminum wheels. Five times stronger than steel, Alcoa wheels stand stronger against tough conditions without the need to polish.

## EXTERIOR PAINTED PLASTIC MOLDINGS

Painted front and rear bumpers and side moldings add to Pleasure-Way's clean automotive styling.

# BUILD YOUR OWN

## RADIUS LAMINATE CABINETRY



Blonde



Mocha



Fenix Matte White - Upper Only (Optional)



White Chocolate

## ULTRALEATHER® FABRIC



Almond



Graphite

## CORIAN® COUNTERTOPS



Neutral Aggregate Concrete



Carbon Aggregate Concrete

## EXTERIOR COLORS



Brilliant Silver Metallic



Grey White





Mark Steffen | Alabama Hills, California



Bill and Donna Gerlach | Sarasota, FL - RV Club East Rally



Perry Castellano | Rocky Mountain National Park, Colorado

## THE PLEASURE-WAY LIFE

Traveling in a Pleasure-Way motorhome affords some unique advantages over traditional RVing in a larger Class A, Class C or pull-type trailer. There are the more obvious advantages of stress-free driving, easy and accessible parking, and the ability to explore 'off the beaten track' locations.

You'll have the ability to visit friends and relatives for family functions, reunions, graduations, and weddings. No more hotel reservations or inconveniencing your host. The strategic design of our motorhomes ensure a quick and easy set up once you arrive at your destination. Since all your amenities are covered, you are free to be spontaneous with your adventures without compromise.

Whether you are a seasoned full-timer or an RV newbie, something has drawn you into the Pleasure-Way lifestyle. Memories will be created, friends will be made, and stories will be shared!

### PLEASURE-WAY AMBASSADOR CREW

We believe our best salespeople are happy owners, and the PAC program offers the opportunity to reward members for their efforts to promote our motorhomes.

We provide our members with personalized PAC cards to hand out to potential clients or interested parties. These cards are used to gain loyalty rewards for both parties upon purchase of a new Pleasure-Way motorhome.

Visit [pleasureway.com/pac](http://pleasureway.com/pac) to sign up and learn more.

### PLEASURE-WAY OWNERS' CLUBS

We believe that meeting new friends and sharing adventures is an important part of the Pleasure-Way experience. A wonderful group of people have formed our Pleasure-Way owners' clubs and are based on the East and West Coasts of the United States and Western Canada. Owners have fallen in love with the Pleasure-Way lifestyle and actively participate in our club rallies. Pleasure-Way owners' clubs are operated and run by owners who enjoy the RV lifestyle and share the same passion for Pleasure-Way.



Visit us at [pleasureway.com](http://pleasureway.com) for more information on how to join and participate in Pleasure-Way owners' clubs, events, and rallies.



## 2020 MERCEDES-BENZ SPRINTER CHASSIS

The 2020 Mercedes-Benz Sprinter chassis is built for ease of operation with high levels of functionality, quality components, and controls.

### INFOTAINMENT SYSTEM

All the options and controls are placed in functional islands and logically incorporated into the overall design of the Sprinter's cabin, making every action smooth, intuitive, and economical. The results are fewer driver distractions and increased efficiency and productivity.

### MORE FEATURES

- Rear view camera
- Power sliding entrance door
- Keyless ignition
- LED headlights

### MBUX MULTIMEDIA SYSTEM WITH 10" TOUCHSCREEN

The Sprinter features high-resolution display screens that are activated via touch, voice control, or touch buttons on the steering wheel. You can now pinch, swipe, and all the other motions you're used to from your smartphone. Additional features include:

- Navigation
- Bluetooth® connectivity with audio streaming
- "Hey Mercedes" voice control
- Smartphone integration with hands-free function
- Multimedia interface with USB-C ports

### MULTIFUNCTION STEERING WHEEL

The multifunction steering wheel allows for the driver to operate the on-board computer, vehicle functions, and multimedia systems without taking their hands off the steering wheel. This is done via touch-control and regular buttons.

### SAFETY FEATURES

- Active Brake Assist
- Active Distance Assist Distronic
- Traffic Sign Assist
- Attention Assist
- Active Lane Keeping Assist
- Blind Spot Assist
- Crosswind Assist

### POWER & HEATED SEATS

The swivelling driver and passenger seats have been redesigned with enhanced lumbar support and offer power adjustments, memory settings, and three-stage heating controls.

### PLEASE NOTE

Some Mercedes-Benz features listed may not be available on all chassis. Please see your Pleasure-Way dealer for complete details.





## COACH SPECIFICATIONS

	ASTS	PLFL	PLTS
<b>ENTERTAINMENT</b>			
24" Smart LED TV w/ Blu-ray™ player	•	•	•
Bose® soundbar w/ Bluetooth®	•	•	•
Winegard® Rayzar® Automatic HDTV antenna	•	•	•
Cable TV hook up	•	•	•
USB charging ports	•	•	•
<b>INTERIOR</b>			
Inflatable air bed fitted for cab	•	•	•
MCD blackout roller shades w/ magnetic catch	•	•	•
Privacy/sun shades for windshield & cab doors	•	•	•
Laminate radius cabinet doors	•	•	•
Blum® cabinet hinges and door stays	•	•	•
Laminate-wrapped kitchen, wall partitions & cabinets	•	•	•
Premium vinyl flooring	•	•	•
<b>GALLEY</b>			
12V, 3.2 cu. ft. refrigerator/freezer	•	•	
3-way, 2-door, 6 cu. ft. refrigerator/freezer			•
1-burner induction stove	•	•	•
Corian® solid surface countertop	•	•	•
Pull-out pantry	•	•	
Microwave	•	•	
Microwave/convection oven			•
<b>BATHROOM</b>			
Private wet bathroom w/ shower	•	•	•
Vanity w/ storage, stainless sink & Corian® countertop			•
<b>SEATING AREA</b>			
Lagun table mount system w/ 360° swivel tabletop	•	•	•
Power sofa w/ two three-point seat belts	•	•	•
Memory foam sofa cushions	•	•	•
Ultraleather® fabric	•	•	•

	ASTS	PLFL	PLTS
<b>ELECTRICAL</b>			
Multiplex wiring w/ dimmable LED lighting	•	•	•
Dual 10-inch touchscreen control panels	•	•	•
Dual 100Ah Eco-Ion lithium (LiFePO4) coach batteries	•	•	•
Xantrex™ 2000-Watt Pure-sine wave inverter	•	•	•
80-amp lithium charger	•	•	•
12-volt coach battery disconnect	•	•	•
2.5 KW Onan® LP generator w/ AGS	•	•	•
Mastervolt Mac Plus DC-DC charger	•	•	•
30-amp power cord	•	•	•
<b>HEATING, VENTILATION &amp; COOLING</b>			
Truma VarioHeat 11,500 BTU furnace	•	•	•
Power lift Fan-Tastic Vent fan w/ rain sensor	•	•	•
Low profile 11,000 BTU roof mount air conditioner	•	•	•
<b>PLUMBING &amp; LIQUID PROPANE SYSTEMS</b>			
Truma AquaGo® comfort plus instant water heater	•	•	•
Shurflo® automatic demand water system	•	•	•
LP BBQ quick connect	•	•	•
Tank level monitoring – LP, fresh, grey and black	•	•	•
<b>EXTERIOR</b>			
Power awning w/ LED lights	•	•	•
Exterior shower w/ handheld wand	•	•	•
Hitch and wiring	•	•	•
<b>COACH OPTIONS</b>			
Fenix matte white upper radius cabinetry	•	•	•
Painted exterior moldings	•	•	•
Solar package w/ MPPT controller (max W)	200	300	300
Alcoa Dura-Bright® aluminum wheels		•	•
Rear door roll-up screen	•	•	•
Side door roll-up screen	•	•	•

## CHASSIS SPECIFICATIONS

	ASCENT TS	PLATEAU FL/TS
Chassis	Mercedes-Benz Sprinter 2500	Mercedes-Benz Sprinter 3500
GVWR	8,550 lbs / 3,878 kg	11,030 lbs / 5,003 kg with Dual Rear Wheel
GCWR	13,550 lbs / 6,146 kg	15,250 lbs / 6,917 kg
Standard engine	3.0L V6 Blue Tec	3.0 L V6 Blue Tec
Fuel type/tank capacity	Diesel / 24.5 US gal / 93L	Diesel / 24.5 US gal / 93 L
HP rating	188 HP	188 HP
Torque rating	325 ft-lbs	325 ft-lbs
Wheelbase	144 inches	170 inches
Transmission	7-speed Auto	7-speed Auto
Locking fuel fill	Yes	Yes
Chassis air conditioning	Yes	Yes
Power windows, door locks, mirrors	Yes	Yes
Remote keyless entry	Yes	Yes
Steering wheel positioning	Tilt and Telescopic	Tilt and Telescopic
Breaking system	Disc Brakes with ABS	Disc Brakes with ABS
Stability and traction control	Adaptive Electronic	Adaptive Electronic
Tire pressure monitoring	Yes	No
Tires (all season)	LT245 / 75R / 16	LT215 / 85R / 16
Alternator / chassis battery	14v 220 amp / 12v 100Ah	14v 220 amp / 12v 100Ah
Air bags (driver and passenger)	Yes	Yes
In-dash navigation/audio/Bluetooth®	Yes	Yes
Rear view camera system	Yes	Yes
Swivel seating (driver and passenger)	Yes	Yes
Smart wheel functions	Yes	Yes

## WEIGHTS & MEASUREMENTS

	ASCENT TS	PLATEAU FL/TS
Length (bumper to bumper)	19' 5" / 592 cm	22' 9" / 693 cm
Width w/ side mirrors extended	7' 11" / 241 cm	7' 11" / 241 cm
Width w/ side mirrors retracted	7' 1" / 216 cm	7' 1" / 216 cm
Overall height	9' 7" / 292 cm	9' 8" / 295 cm
Interior standing height	6' 3" / 190 cm	6' 3" / 190 cm
Fresh water tank capacity	20 US gal / 75 L	24 US gal / 91 L
Grey water tank capacity	15 US gal / 57 L	35 US gal / 132 L
Black water tank capacity	12 US gal / 45 L	10   12 US gal / 38   45 L
LP gas tank capacity	8.16 US gal / 31 L	8.16 US gal / 31 L
Towing capacity	5,000 lbs / 2,268 kg	4,220 lbs / 1,914 kg
Queen bed size	70" W X 72" L	70" W X 76" L
Driver side rear single bed	24" W X 70" L	24" W X 76" L
Passenger side rear single bed	24" W X 72" L	24" W X 76" L





**ASCENT TS**



**PLATEAU TS**



**PLATEAU FL**



**WARRANTY**

**PLEASURE-WAY WARRANTY**

All Pleasure-Way motorhomes are backed by our Five Year Freedom Warranty. Pleasure-Way Industries Ltd. warrants the specified new Pleasure-Way Motorhome free from defects in material and craftsmanship, on portions manufactured by Pleasure-Way Industries Ltd. under normal use and service.

Coverage - 5 years or 60,000 miles / 100,000 kms

Limited Warranty

**MERCEDES-BENZ WARRANTY**

Basic Limited Warranty

- Coverage - 3 years or
- 36,000 miles / 60,000 kms

Diesel Engine Limited Warranty

- Coverage - 5 years or
- 100,000 miles / 160,000 kms

Roadside Assistance

- 3 years or 36,000 miles / 60,000 kms



**PLEASURE-WAY PERSONAL ASSISTANT**

We understand that it takes time to get completely familiarized with your new motorhome and all of its features. For this reason, you will be designated your very own Pleasure-Way Personal Assistant for the first 90 days of ownership!

Your P.A. is a specialized and knowledgeable member of the Pleasure-Way team who works right here in our manufacturing facility. Upon receiving the warranty registration of your new motorhome, your P.A. will provide you with their contact information. You will now have access to your Pleasure-Way P.A. six days a week, via a dedicated, toll-free phone number or email.

Your Pleasure-Way P.A. will be there to assist you in all matters pertaining to the operation of your Pleasure-Way motorhome. After your 90 day period expires, you will have all the confidence and knowledge to enjoy your new Pleasure-Way for years to come!



**PLEASURE-WAY INDUSTRIES LTD.**

302 Portage Avenue  
Saskatoon, SK,  
Canada S7J 4C6

Tel: 800.364.0189  
www.pleasureway.com

facebook.com/PWindustries

youtube.com/user/pleasureway

@pleasurewayrv

@pleasurewayrv

Due to our policy of continuous improvements, Pleasure-Way Industries Ltd. reserves the right to make product changes at any time without notice and without incurring obligations whatsoever, including but not limited to: prices, styling, design, colors, construction, equipment, materials, and specifications. Some motorhomes depicted in the brochure may be shown with optional equipment. Please see your dealer for additional information or contact Pleasure-Way Industries Ltd. Estimated fuel consumption may vary depending on conditions and driving habits. Estimates are based on consumer feedback.