

CHEROKEE

LIGHTWEIGHTS

**ARCTIC WOLF**

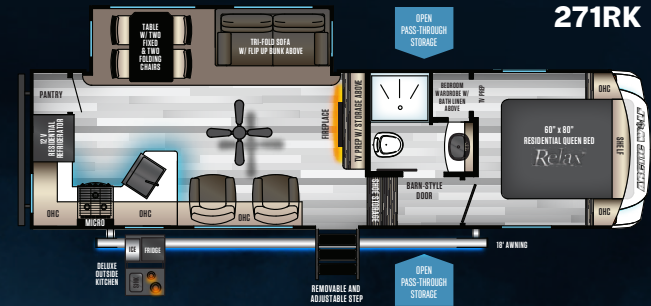
FIFTH WHEELS

ARCTIC WOLF

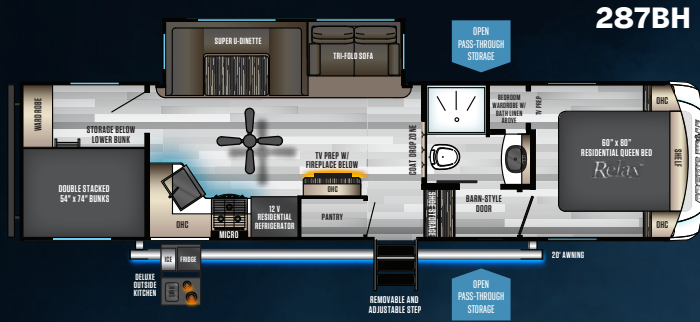


# ARCTIC WOLF

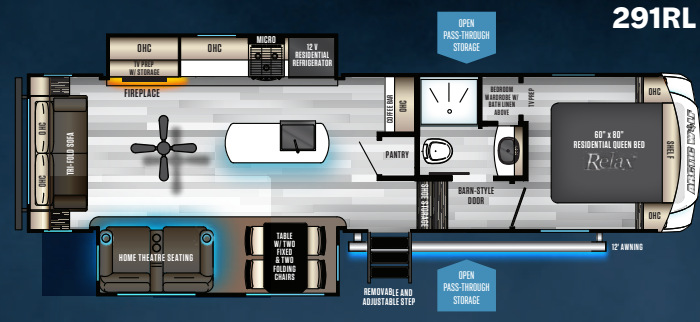
## FIFTH WHEELS



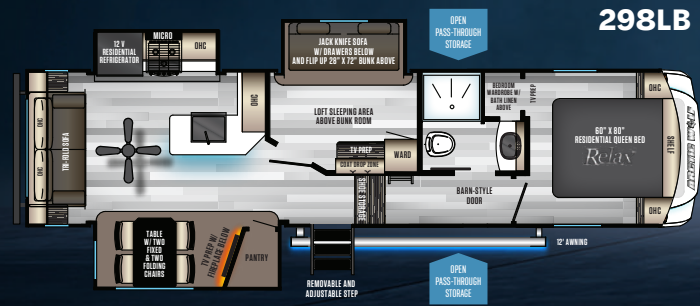
271RK



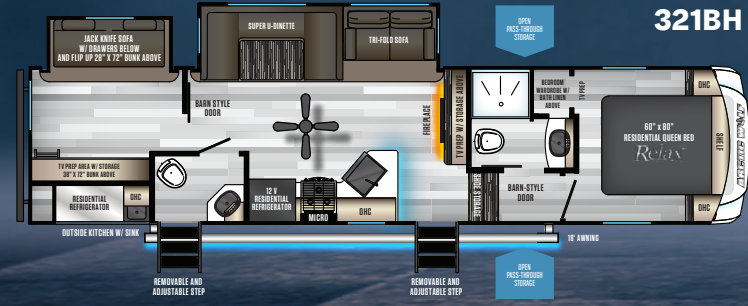
287BH



291RL



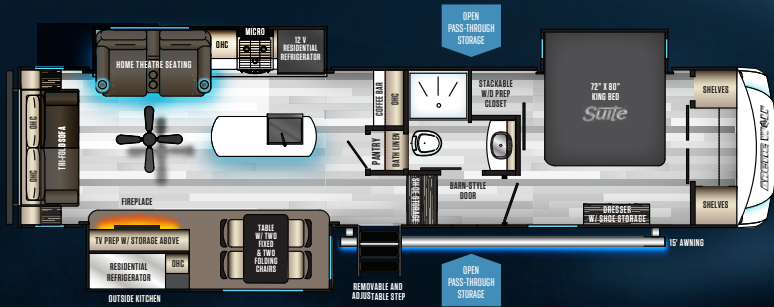
298LB



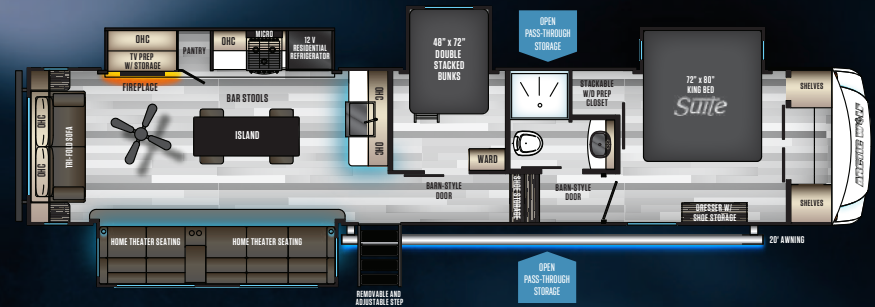
321BH

	271RK	287BH	291RL	298LB	321BH	3550SUITE	3660SUITE	3770SUITE	3880SUITE	3990SUITE
▶ HITCH (LBS)	1,185	1,325	1,255	1,620	1,615	1,445	2,015	2,260	2,325	2,085
▶ UVW (LBS)	7,808	8,368	8,358	9,048	9,288	9,568	10,790	10,855	10,678	11,315
▶ CCC (LBS)	3,577	3,157	3,097	2,772	2,527	2,077	3,225	3,367	3,647	2,732
▶ EXT LENGTH (FT/IN)	31' 5"	34' 10"	34' 2"	34' 6"	36' 9"	38' 1"	43' 3"	43' 2"	43' 2"	42' 9"
▶ EXT HEIGHT W/STD AC (FT/IN)	12' 11"	12' 11"	12' 11"	12' 11"	12' 11"	—	—	—	—	—
▶ EXT HEIGHT W/2ND AC (FT/IN)	< STD	< STD	< STD	< STD	< STD	13' 3"	13' 2"	13' 2"	13' 2"	13' 2"
▶ EXT WIDTH (FT)	8'	8'	8'	8'	8'	8'	8'	8'	8'	8'
▶ FRESH WATER TANK (GAL)	49	49	49	49	49	49	49	49	49	49
▶ BLACK WATER TANK (GAL)	35	35	35	35	70	35	35	70	35	35
▶ GREY WATER TANK (GAL)	70	70	70	70	70	70	70	70	70	70
▶ AWNING (FT)	18'	20'	12'	12'	18'	15'	20'	15'/12'	20'	20'

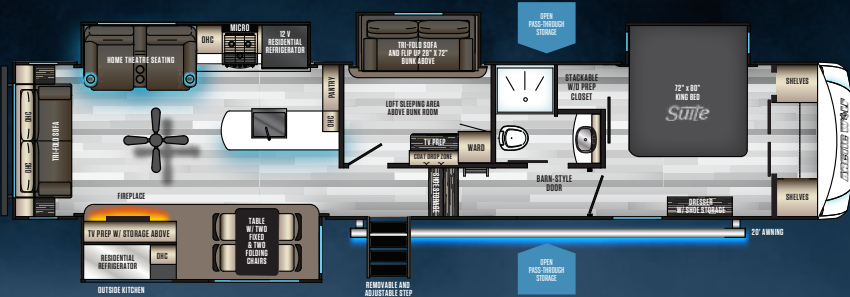
### 3550 SUITE



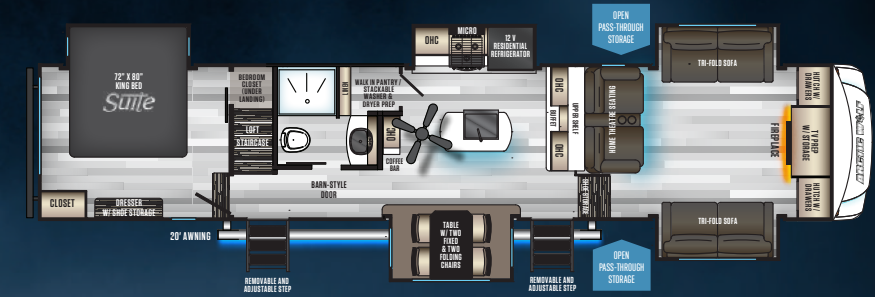
### 3880 SUITE



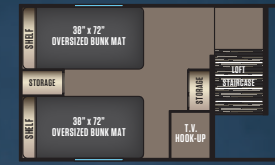
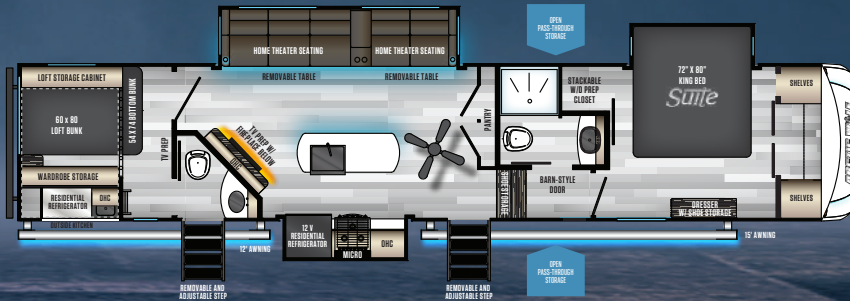
### 3660 SUITE



### 3990 SUITE



### 3770 SUITE



## ARCTIC WOLF "TWELVE PACK" FEATURES

- \$ Ground Control 3.0® Automatic Electric Leveling System
- \$ Arctic "Step Above" Entry Step
- \$ Upgraded, 2" Thick, Aluminum Framed, Laminated, Block Foam Insulated Exterior Walls
- \$ 100% Dark Tinted Safety Glass Entry Door(s) With Friction Hinge, Viewing Window And Shade Prep
- \$ Wireless Rear Observation Camera With Microphone/ Speaker And Night Mode Operation
- \$ Tufflex™ PVC Roof Membrane
- \$ Cannon™ 12v High Efficiency 11 Cu. Ft. Residential Refrigerator
- \$ Total Control® Smart RV Technology
- \$ 6'4" Slide Room Height (Main Level Floor Slides)
- \$ Zebra Shades In Main Living Area
- \$ 80" Residential Length Mattress (60" X 80" Non-Bed Slides) and (72" X 80" Bed-Slides)
- \$ 50 Amp Service With 15k AC And 2nd AC Prep



**PRE-DELIVERY INSPECTION FACILITY**  
20,000 square feet of quality assurance. The bare essentials for a premium product. This state-of-the-art facility gives immediate daily feedback to production for quality assurance in every unit built.

### CUSTOMER SATISFACTION



[www.ForestRiverBuyLocal.com](http://www.ForestRiverBuyLocal.com)



**FREE MEMBERSHIP**  
to Forest River Owners' Group

www.forestriverfrog.com



Learn More  
Scan this barcode using  
a QR Reader on your  
smart phone to learn  
more about Forest River.



A Berkshire Hathaway company

# ARCTIC WOLF STANDARDS & OPTIONS

## ELEMENTAL PROTECTION PACKAGE

(Not all items available on all models)

- + Best In Class Size, High Efficiency Furnace (35,000 BTU's)
- + Armored Underbelly Tank Enclosure and Forced Air Heat to All Holding Tanks
- + High Capacity Electric Fireplace (5200 BTU's) with Multiple Heat and Fan Settings (Comes with Remote)
- + High Circulation Interior Ceiling Fan
- + Insulator Series (Non-Conductive Material) Wood Roof and Floor Superstructure
- + Oversized Bathroom Attic Fan for Increased Interior Air Flow
- + High Efficiency "Super H" Duct Pattern and Cooling System
- + Seamless Roofing Membrane with Heat Reflectivity
- + 50AMP Electrical Service and Marine Style Detachable Power Cord
- + Supersized, Central Air Conditioning Unit (15,000 BTU) with Quick Cool Air Dump Feature
- + Upgraded 2" Thick Laminated Exterior Walls with Block Foam Insulation

## LIMITED PACKAGE

(Not all items available on all models)

- + Cannon™ 12V, High Efficiency, 11 Cubic Foot Residential Refrigerator with Travel Lock
- + "Total Control" Wireless Operation of Auto Leveling, Multiple Light Zones, Awning(s), Monitor Panel and All Slides
- + "Zebra Shades" (Light Filtering with Blackout Capability) In Main Living Area
- + Rear Observation Camera with Bluetooth Connectivity and Operation
- + 6'4" Slide Room Height (Main Level Floor Slides) with Oversized Panoramic Windows
- + Automatic Leveling and Stabilization System with Hitch Memory and Dual Control Accessibility
- + Commercial Grade Spring Spout Kitchen Faucet with Pull-out Sprayer
- + Cherokee Exclusive Exterior Step(s) with Oversized Landing, 600LB. Capacity, Quick Release and Kick Plate
- + Power Gear™ Frame Technology and Space Saver Rail Design
- + 8" Ceiling Mounted, 200W Subwoofer with Accent Lighting
- + Quick Clean Waste Tank Sprayer
- + Residential, Oversized Farm Style Kitchen Sink with Flush Mount Cover
- + 100% Safety Glass Entry Door with Dark Tint, Friction Hinge, Viewing Window and Shade Prep
- + Seamless Counter Tops Throughout
- + Slam Latch Compartment Doors with "Safety Stay"

Magnet Technology

- + Tire Pressure Safety Sensors.
- + Dual Port USB Charging Stations (Multiple Locations in Living, Kitchen, Bed and Bunk Area)
- + "Clean Sweep" Floor Design (No Heat Vents)

## STANDARDS

- + 60"X80" Residential Queen-Sized Mattress (Non-Bed Slide Models)
- + 72"X80" Residential King-Sized Mattress (Bed Slide Models)
- + Individual Reading Lights at Bed
- + Night Stand Drawers (Non-Bed Slide Models)
- + Full Walk Around space in Bedroom
- + Full Width Front Bedroom Closet with Built In's and Sliding Doors (Bed Slide Models)
- + Full Under Bed Storage with Strut Lift Assist
- + Pleated Shades in Bedroom and Bunkroom
- + Oversized Bedroom Dresser with Shoe Nook (Bed Slide Models)
- + "Super-Stor" Bedroom Closet with Full Depth Hanging Space and Built In's (Includes Washer/Dryer Prep for Bed Slide Models)
- + Bedroom TV Prep
- + Full Lino Bedroom Floor Covering
- + Nautilus Style Shower with Retractable Splash Proof Door
- + Shower Skylight
- + Porcelain Stool with Water Jet Assist and Foot Flush
- + Oversized Lav Sink, Countertop, Base Cabinet and Medicine Cabinet
- + Motion Sensing Night Light in Bathroom
- + Space Saver Sliding Door in Bathroom
- + Full Bath Linen with Toiletry Shelf (Non-Bed Slide Models)
- + Motion Sensing Safety Light at Hall Steps
- + Interior Mounted "My RV" Control Pad Diagnostic and Auto Level Control Pad
- + Pots and Pans Drawer Under Oven
- + Hand Sanitizer Station at Kitchen Sink
- + "Blackout" Kitchen Appliance and Hardware Package
- + Butcher Block Style Cutting Board and Backsplash in Kitchen
- + "Home Spa" Theatre Seat with Heat, Massage and Ambient Lighting (Where Applicable)
- + Deluxe Tri-Fold Sofa Sleeper (Where Applicable)
- + (2) Fixed and (2) Foldable Free Standing Dinette Chairs with Seat Storage (Where Applicable)
- + Dual Zone Bluetooth Stereo Optimized for USB Flash Drives, iPods and Other MP3 Players
- + 2nd Oversized 15,000 BTU Ducted Air Conditioner (Bed Slide Models)
- + Prepped for 2nd Air Conditioner (Non-Bed Slide Models)

- + Aluminum Rims
- + "ToughBend" Rigid Skirt Metal Design
- + Outside TV Prep in Pass Thru
- + Leash Latch Pet Safety Technology
- + Motion Sensing Lights in Pass Thru
- + "SuperStor" Dual Cavern Basement Storage Compartment (Bed Slide Models)
- + Convenience Light at Utility Center
- + Large Exterior Folding Entry Assist Grab Handle (All Entries)
- + 5/8" Tongue and Groove Plywood Floor Decking
- + Prepped for Rear Ladder
- + 1x Engineered Wood "SuperTruss" Roof Structure with 3/8" Decking (Fully Walkable)
- + Battery Disconnect
- + Bumper Mount Swing Arm Grill Prep
- + LED Interior/Exterior Lighting Package
- + Outside Shower with Hot and Cold Water
- + Water Source and Sink for All Outside Kitchens

## OPTIONS

- + 2nd Supersized Air Conditioning Unit (15,000 BTU) with Immediate Quick Cool Dump Feature (STD SUITE Models)
- + Arctic Wolf Swing Arm Style Bumper Mount Grill
- + Large Residential Size LED TV
- + Rear Storage Travel Rack
- + 8 cu. ft. Gas /Electric RV Refrigerator ILO 11 cu. ft. 12V Residential Refrigerator
- + Juice Pack - 50W Roof Mount Solar Panel (Expandable to 100W), Series 27 Battery, Volt Meter and 10 AMP Solar Charger)

## 24/7 EMERGENCY ROADSIDE ASSISTANCE WITH VEHICLE PURCHASE\*

TOWING	WINCH-OUT
JUMP-STARTS	MOBILE MECHANIC
TIRE CHANGES	TECHNICAL
FLUID DELIVERY	SUPPORT
LOCKOUT	DEALER LOCATOR
SERVICE	SERVICES



\*VALID FOR 1 YEAR FROM DATE OF PURCHASE

## YOUR ARCTIC WOLF DEALER

All information contained in this brochure is believed to be accurate at the time of publication. However, during the model year, it may be necessary to make revisions and Forest River, Inc., reserves the right to make all such changes without notice, including prices, colors, materials, equipment and specifications as well as the addition of new models and the discontinuance of models shown in this brochure. Therefore, please consult with your Forest River, Inc., dealer and confirm the existence of any materials, design or specifications that are material to your purchase decision. Litho. U.S.A. FDR 1827 P/W: 2020.11.23