



A member of the Trigano Group of companies

Auto-Trail VR Ltd

Trigano House, Genesis Way, Europarc, Grimsby, North East Lincolnshire DN37 9TU

T: 01472 571000 E: sales@auto-trail.co.uk

For further information visit: www.auto-trail.co.uk

Mass in Running Order (MRO): The MRO is the mass of the empty vehicle including a 75kg allowance for the driver, the diesel tank full and the fixed LPG tank or bottles full. Please note the MRO is calculated with the fresh water tank empty on all models. Should you choose to travel with water in your fresh water tank, then the MRO figure must be adjusted accordingly.

Tolerances: The MRO figure quoted is representative of a number of similar specification models weighed on our fully calibrated axle weighbridge. Because of the materials and construction techniques used in the manufacture of our motorhomes, all weights quoted by us are subject to the tolerances allowed in Regulation (EU) No. 1230/2012 (+/- 5%).

Specifications and discrepancies: Auto-Trail VR Ltd reserves the right to continually alter product or equipment specifications, prices and model ranges as materials and conditions demand, including during the course of a model year. This may affect the appearance, MRO and other specifications, therefore some discrepancies may arise between the published information and the model supplied. Details of performance, dimensions and weights are subject to minor deviations within factory tolerance limits (max +/- 5%). Colours shown in our brochures are representative only. The contents of this publication are as accurate as possible at the time of going to press, but this should not be regarded as an infallible guide.

Copyright © 2022 Auto-Trail VR Limited. All rights reserved.



AUTO  TRAIL

CAMPERVAN

Technical Specification





BEST OF BRITISH

Creating luxury motorhomes for 40 years

We are celebrating four wonderful decades of manufacturing motorhomes and campervans in the UK. When you purchase an Auto-Trail leisure vehicle, you are investing in an exciting lifestyle; a luxurious home away from home. Be a trailblazer and join the Auto-Trail movement today.



ENHANCEMENT PACKS

LUX PACK

Only available on V-Line S

8" Zenec touch screen dashboard head unit (featuring radio with motorhome specific satellite navigation and selectable rear camera view)

Colour reversing camera

Wind-out awning

Flyscreen to sliding entrance door

Electric step

100 watt solar panel and regulator

Cab carpets

ONLY £2,368

MEDIA PACK

Standard on V-Line SE, Sport and Adventure only

21.5" Avtex wide screen Smart television

8" Zenec touch screen dashboard head unit (featuring radio with motorhome specific satellite navigation, digital radio with integrated DAB+ tuner, Bluetooth hands-free system with integrated microphone and selectable rear camera when driving forwards)

Colour reversing camera

Steering wheel radio controls

Television aerial

ONLY £1,472

YOUR PROFILE



CAB-PLUS

Standard on V-Line SE, V-Line Sport and Adventure. Cost option for V-Line S.

Cab-Plus increases the cab headroom through an integrated curved ceiling featuring three internal pockets, ideal for storing essential items.

Not available on Expedition.



PANOVIEW

Cost option on V-Line S, V-Line SE and V-Line Sport

Panoview incorporates a large panoramic roof skylight, allowing natural sunlight to enter the cab.

Not available on Expedition and Adventure

CAB COLOURS



SOFT FURNISHINGS



WARRANTY

All 2022/2023 Auto-Trail campervans benefit from a **five-year manufacturer backed habitation warranty** for the 'lived-in' area of the vehicle. This covers body construction integrity.

There is a **Fiat warranty** on the chassis which is standard for two years. It also has three years of **camper roadside assist** through the RAC.



A **personalised online management and control portal** to check the status and settings of your vehicle. Includes additional tracking feature, Auto-Trail Connect (see below).



Keep your Auto-Trail safe with a Thatcham **CAT 7 approved tracker system** on a yearly subscription.

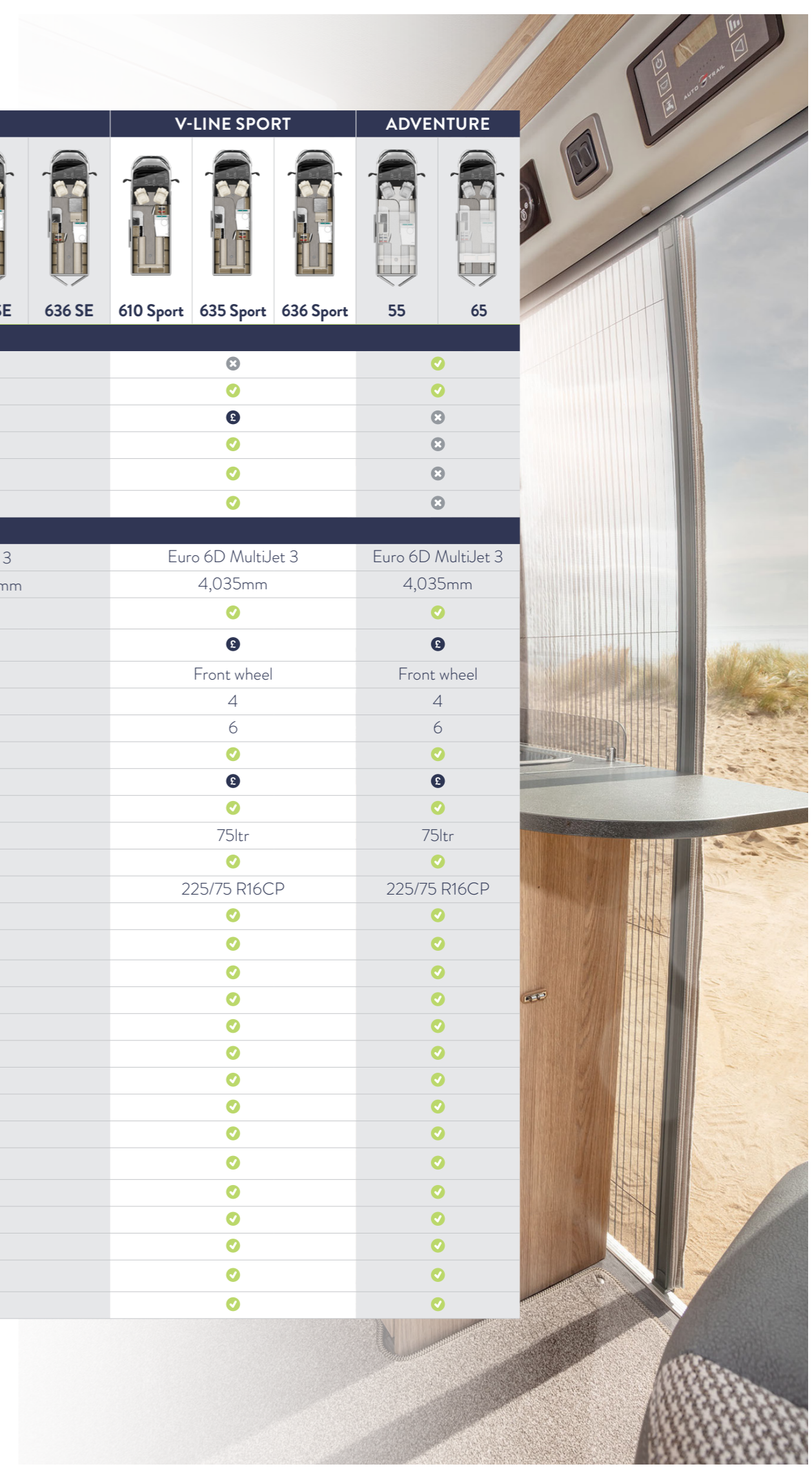
Not available on Expedition

CAMPERVAN SPECIFICATIONS

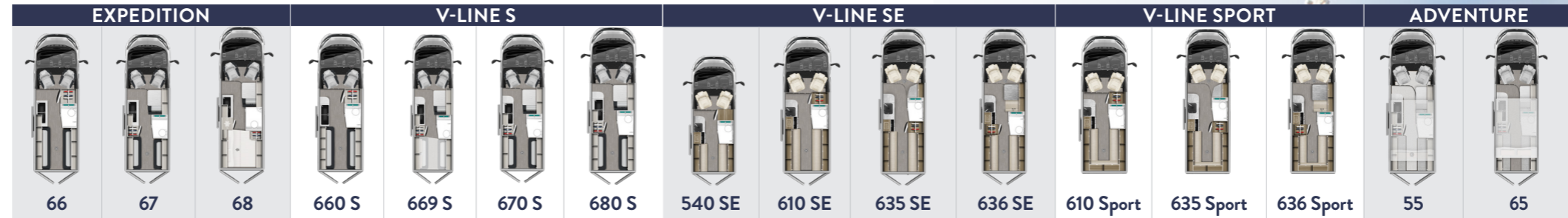
EXPEDITION	V-LINE S			V-LINE SE				V-LINE SPORT			ADVENTURE				
66	67	68	660 S	669 S	670 S	680 S	540 SE	610 SE	635 SE	636 SE	610 Sport	635 Sport	636 Sport	55	65

SPECIAL EQUIPMENT	EXPEDITION			V-LINE S			V-LINE SE				V-LINE SPORT			ADVENTURE	
Colour coded elevating roof	✗	£			✗			✗				✗			✓
Cab Plus (spacious inner cab in lieu of storage area)		✗			£			✓				✓			✓
Panoview (panoramic skylight above the cab area)		✗			£			£				£			✗
U-shaped lounge area		✗			✗			✗				✓			✗
Unique rear back panel incorporating a top hinged gas strut rear door		✗			✗			✗				✓			✗
Flush, double glazed and tinted full length windows		✗			✗			✗				✓			✗
ENGINE & CHASSIS	EXPEDITION			V-LINE S			V-LINE SE				V-LINE SPORT			ADVENTURE	
Engine type	Euro 6D MultiJet 3			Euro 6D MultiJet 3			3,450mm	Euro 6D MultiJet 3			Euro 6D MultiJet 3			Euro 6D MultiJet 3	
Wheel base	4,035mm			4,035mm			3,450mm	4,035mm			4,035mm			4,035mm	
140 Multijet 3 Euro 6D max torque 350nm at 1,400rpm	✓			✓				✓			✓			✓	
180 Multijet 3 Euro 6D max torque 450nm at 1,500rpm	£			£				£			£			£	
Drive	Front wheel			Front wheel				Front wheel			Front wheel			Front wheel	
Number of cylinders	4			4				4			4			4	
Number of forward gears	6			6				6			6			6	
Intercooler	✓			✓				✓			✓			✓	
Fiat fully automatic 9-speed gearbox	£			£				£			£			£	
6 speed manual gearbox	✓			✓				✓			✓			✓	
Fuel tank capacity	75ltr			75ltr				75ltr			75ltr			75ltr	
16" Fiat alloy wheels including steel spare	£			✓				✓			✓			✓	
Tyres	225/75 R16CP			225/75 R16CP				225/75 R16CP			225/75 R16CP			225/75 R16CP	
Variable power assisted steering	✓			✓				✓			✓			✓	
ABS (Anti-lock Braking System) and EBD (Electronic Brake-Force Distribution)	✓			✓				✓			✓			✓	
Disc brakes front and rear	✓			✓				✓			✓			✓	
Cruise control with speed limiter	✓			✓				✓			✓			✓	
Remote control central locking to all doors	✓			✓				✓			✓			✓	
Daytime running lights to headlamps	✓			✓				✓			✓			✓	
Driver airbag	✓			✓				✓			✓			✓	
Passenger airbag	✓			✓				✓			✓			✓	
Cab air conditioning	✓			✓				✓			✓			✓	
Choice of six external colours (White, Expedition Grey, Lanzarote Grey, Metallic Black, Grigio Grey, Artense Grey)	✗ (Expedition Grey as standard)			£ (White as standard)				✓			✓			✓	
Low level side protection rubbing strips	✓			✓				✓			✓			✓	
Colour coded front bumper	✓			✓				✓			✓			✓	
Multi-functional trip computer	✓			✓				✓			✓			✓	
Bottle/cup holder, including USB charging point to cab area	✓			✓				✓			✓			✓	
Removable bound-edged cab carpets	✗			£				✓			✓			✓	

KEY: ✓ Standard £ Cost ✗ Not available



CAMPERVAN SPECIFICATIONS



	EXPEDITION			V-LINE S				V-LINE SE				V-LINE SPORT			ADVENTURE		
WEIGHT AND DIMENSIONS																	
Overall length	5.99m (197")		6.36m (20'10")	5.99m (197")			6.36m (20'10")	5.41m (17'9")	5.99m (19'7")	6.36m (20'10")		5.99m (19'7")	6.36m (20'10")		5.99m (19'7")	6.36m (20'10")	
Overall height	2.68m (8'7")			2.68m (8'7")				2.68m (8'7")				2.68m (8'7")			2.75m (9'2")		
Overall width (mirrors folded)	2.27m (7'4")			2.27m (7'4")				2.27m (7'4")				2.27m (7'4")			2.27m (7'4")		
Gross vehicle weight	3,500kg			3,500kg				3,500kg				3,500kg			3,500kg		
Mass in running order	2,870kg	2,930kg	2,990kg	2,950kg	3,040kg	2,980kg	3,080kg	2,875kg	3,000kg	3,080kg	3,070kg	3,000kg	3,125kg		3,085kg	3,135kg	
Maximum gross train weight	6,000kg			6,000kg				6,000kg				6,000kg			6,000kg		
Designated travelling seats (including driver)	2	4	4	2	4			2		4		2	4		4		
Capable of sleeping	2	2/4 opt	2/4 opt	2	4			2		2		2		4			
MAXIMUM BED MEASUREMENTS																	
Rear double	1.86 x 1.91m (6'1" x 6'3")	1.86 x 1.36m (6'1" x 4'5")	1.87 x 1.40m (6'1" x 4'5")	1.86 x 1.91m (6'1" x 6'3")	1.86 x 1.36m (6'1" x 4'5")	1.86 x 1.63m (6'1" x 5'4")	1.86 x 1.32m (6'1" x 4'3")	1.86 x 1.91m (6'1" x 6'3")	1.86 x 1.86m (6'1" x 6'1")	1.86 x 1.63m (6'1" x 5'4")	1.86 x 1.84m (6'1" x 6'0")	1.86 x 1.79m (6'1" x 5'10")	1.86 x 1.56m (6'1" x 5'3")	1.86 x 1.36m (6'1" x 4'5")	1.86 x 1.63m (6'1" x 5'4")		
Rear upper double	✘			✘	1.20 x 1.79m (3'10" x 5'10")		✘				✘			✘			
Rear single beds	0.65 x 1.91m (x2) (2'1" x 6'3")	✘		0.65 x 1.91m (x2) (2'1" x 6'3")	✘		✘	0.65 x 1.91m (x2) (2'1" x 6'3")	Off-side: 0.65 x 1.76m (2'1" x 5'9") Near-side: 0.65 x 1.86m (2'1" x 6'1")	✘	0.65 x 1.84m (x2) (2'1" x 6'0")	Off-side: 0.65 x 1.69m (2'1" x 5'6") Near-side: 0.65 x 1.86m (2'1" x 5'10")	✘	✘			
Elevating roof double bed (cost option on Expedition)	✘			2.00 x 1.30m (6'7" x 4'3")			✘				✘			2.00 x 1.30m (6'7" x 4'3")			
WATER AND GAS																	
Fresh water tank and waste water tank capacities	70ltr			70ltr				58ltr	70ltr				70ltr			70ltr	
Gas locker storage	2 x 3.9kg			2 x 6kg				✘				✘			✘		
25ltr under-slung LPG gas tank	✘			✔				✔				✔			✔		
EQUIPMENT INCLUDED																	
Whale heat air space and expanse water heating, chassis mounted, creating valuable storage and extra living space	✔			✔				✔				✔			✔		
Three-way refrigerator with integrated freezer	✔	✘		✔				✔				✔			✔		
12v compressor refrigerator with integrated freezer	✘			✔				✘				✘			✘		
Two burner/sink combination unit with separate oven and grill	✔			✔				✔				✔			✔		
Stainless steel sink three burner hob/oven/grill	✘			✘				✔				✔			✘		
100w solar panel (60w on Adventure 55)	✘			✔				✔				✔			✔		
12v electric flush cassette toilet	✔			✔				✔				✔			✔		
12v LED low energy lighting	✔			✔				✔				✔			✔		
USB charging point	✔			✔				✔				✔			✔		
Colour touch screen DAB radio (aux/USB/iPod/Bluetooth)	✘			✘				✔				✔			✔		
Motorhome specific Western European satellite navigation	✘			✘				✔				✔			✔		
Colour reversing camera integrated into touch screen	✘			✘				✔				✔			✔		
21.5" Avtex widescreen Smart television	✘			✘				✔				✔			✔		
Motorhome wi-fi	✘			✘				✘				✘			✘		
Smoke alarm/CO2 alarm	✔			✔				✔				✔			✔		
Fire extinguisher	✔			✔				✔				✔			✔		
All gas appliances are fitted with Flame Failure Device	✔			✔				✔				✔			✔		
Thermal pleated blinds/fly-screens to opening habitation windows	✔			✔				✔				✔			✔		
Pleated blinds to cab, driver and passenger windows	✘			✘				✔				✔			✔		
Fly screen fitted to the sliding door	✘			✘				✔				✔			✔		
Leisure battery (75AH)	1			1				1				1			1		
Black exterior wind-out awning	✘			✘				✔				✔			✔		
External cold shower and gas barbecue point	✘			✘				✘				✔			✘		
Tripod table base and levelling blocks	✘			✘				✘				✔			✘		
Auto-Trail Connect (Thatcham CAT7 approved tracking subscription)	✘			✘				✘				✘			✘		
Five year warranty for conversion*	✔			✔				✔				✔			✔		
Five year body construction integrity warranty*	✔			✔				✔				✔			✔		
Two year warranty for Fiat chassis, includes three year Fiat Assist (RAC)*	✔			✔				✔				✔			✔		

KEY: ✔ Standard ✘ Cost ✘ Not available

*Terms and conditions apply





A member of the Trigano Group of companies

Auto-Trail VR Ltd

Trigano House, Genesis Way, Europarc, Grimsby, North East Lincolnshire DN37 9TU

T: 01472 571000 E: sales@auto-trail.co.uk

For further information visit: www.auto-trail.co.uk

Mass in Running Order (MRO): The MRO is the mass of the empty vehicle including a 75kg allowance for the driver, the diesel tank full and the fixed LPG tank or bottles full. Please note the MRO is calculated with the fresh water tank empty on all models. Should you choose to travel with water in your fresh water tank, then the MRO figure must be adjusted accordingly.

Tolerances: The MRO figure quoted is representative of a number of similar specification models weighed on our fully calibrated axle weighbridge. Because of the materials and construction techniques used in the manufacture of our motorhomes, all weights quoted by us are subject to the tolerances allowed in Regulation (EU) No. 1230/2012 (+/- 5%).

Specifications and discrepancies: Auto-Trail VR Ltd reserves the right to continually alter product or equipment specifications, prices and model ranges as materials and conditions demand, including during the course of a model year. This may affect the appearance, MRO and other specifications, therefore some discrepancies may arise between the published information and the model supplied. Details of performance, dimensions and weights are subject to minor deviations within factory tolerance limits (max +/- 5%). Colours shown in our brochures are representative only. The contents of this publication are as accurate as possible at the time of going to press, but this should not be regarded as an infallible guide.



AUTO  TRAIL

MOTORHOME AND A-CLASS

Technical Specification





BEST OF BRITISH

Creating luxury motorhomes for 40 years

We are celebrating four wonderful decades of manufacturing motorhomes and campervans in the UK. When you purchase an Auto-Trail leisure vehicle, you are investing in an exciting lifestyle; a luxurious home away from home. Be a trailblazer and join the Auto-Trail movement today.



SOFT FURNISHINGS



CAB COLOURS

Whether you have opted for Fiat or Ford, both chassis come with a range of exterior colours to choose from (excluding Grande Frontier).



ENHANCEMENT PACKS

F-LINE DRIVERS PACK ONLY £1,578

- Power adjustable heated mirrors
- Automatic headlamps
- Front fog lamps
- Body colour side mouldings
- Heated front windscreen with low washer tank warning
- Trend instrument panel including locking glove box
- Colour coded front bumpers
- Cab air conditioning
- Rain sensing wipers
- High series headlamp with static bending

F-LINE LUX PACK ONLY £1,578

- 9.5" Zenec Xzent LCD touch screen dashboard head unit (featuring radio with motorhome specific satellite navigation, colour reversing camera and selectable rear camera when driving forwards)
- Barbecue point
- Television aerial and preparation
- Solar panel
- Omni vent
- Upgraded habitation entrance door and fly screen
- Loose fit carpets
- Cab carpets

MEDIA PACK ONLY £1,472

Fitted to Imala and Tracker
Standard on Frontier and Grande Frontier

- 21.5" Avtex wide screen Smart television (19.5" on Imala)
- 8" Zenec touch screen dashboard head unit (featuring Western European motorhome specific satellite navigation system, digital radio with integrated DAB+ tuner, Bluetooth hands-free system with integrated microphone, selectable rear camera view when driving forwards)
- Colour reversing camera
- Steering wheel radio controls
- Television aerial

MEDIA+ PACK ONLY £2,420

Fitted to Imala, Tracker, Frontier and Grande Frontier

- 21.5" Avtex wide screen Smart television (19.5" on Imala)
- 8" Zenec touch screen dashboard head unit (featuring Western European motorhome specific satellite navigation system, digital radio with integrated DAB+ tuner, Bluetooth hands-free system with integrated microphone, selectable rear camera view when driving forwards)
- Colour reversing camera
- Steering wheel radio controls
- 65cm fully automatic, folding, roof-mounted satellite system and receiver

WARRANTY

All 2022/2023 Auto-Trail motorhomes benefit from a **five-year manufacturer backed habitation warranty** for the 'lived-in' area of the vehicle. This covers body construction integrity.

There is a **Fiat warranty** on the chassis which is standard for two years. It also has three years of **camper roadside assist** through the RAC.



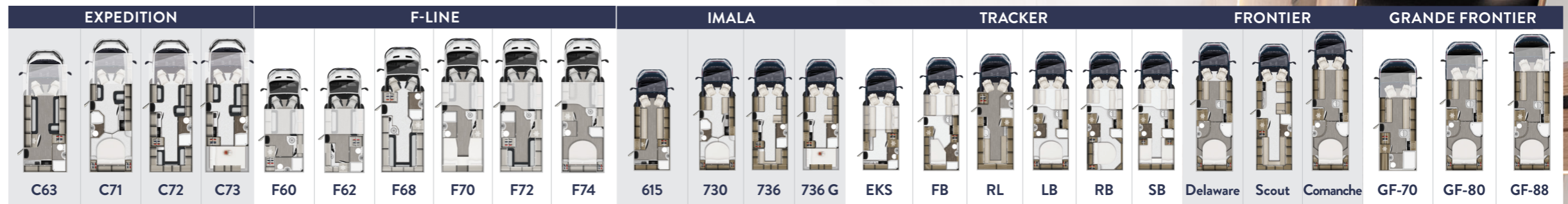
A **personalised online management and control portal** to check the status and settings of your vehicle. Includes additional tracking feature, Auto-Trail Connect (see below).



Keep your Auto-Trail safe with a Thatcham **CAT 7 approved tracker system** on a yearly subscription.

Not available on Expedition

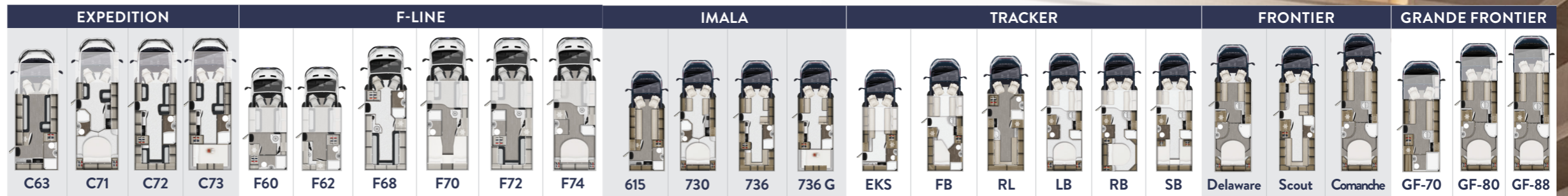
MOTORHOME SPECIFICATIONS



	EXPEDITION				F-LINE						IMALA					TRACKER					FRONTIER			GRANDE FRONTIER					
	C63	C71	C72	C73	F60	F62	F68	F70	F72	F74	615	730	736	736 G	EKS	FB	RL	LB	RB	SB	Delaware	Scout	Comanche	GF-70	GF-80	GF-88			
BODY STYLES																													
Low profile with skyline panoramic opening window																													
Lo-line with over cab storage area and skyline panoramic opening window																													
Hi-line with over cab sleeping area and skyline panoramic opening window																													
A-Class with panoramic windscreen and drop down double bed																													
ENGINE AND CHASSIS																													
Base vehicle/chassis model	Fiat Ducato				Ford Transit						Fiat Ducato					Fiat Ducato					Fiat Ducato (AL-KO)			Fiat Ducato (AL-KO)					
Wheel base	3,450mm		4,035mm		3,750mm		3,954mm				3,450mm		4,035mm			3,450mm		4,035mm			4,461mm		5,261mm	4,035mm		4,461mm	5,261mm		
140 Multijet 3 Euro 6D max. torque 350nm at 1,400rpm																													
180 Multijet 3 Euro 6D max. torque 450nm at 1,500rpm																													
130 Ford Transit Euro 6D max. torque 370nm at 1,750rpm																													
170 Ford Transit Euro 6D max. torque 390nm at 1,750rpm																													
Engine type	Euro 6D MultiJet 3				Euro 6D						Euro 6D MultiJet 3					Euro 6D MultiJet 3					Euro 6D MultiJet 3			Euro 6D MultiJet 3					
Drive	Front				Front						Front					Front					Front			Front					
Number of cylinders	4				4						4					4					4			4					
Number of forward gears	6				6						6					6					6			6					
Ford 6-speed select shift automatic gearbox																													
Fiat fully automatic 9-speed gearbox																													
Fuel tank capacity	70ltr		70ltr		70ltr		70ltr				60ltr		70ltr			60ltr		90ltr			90ltr		70ltr	90ltr	70ltr		90ltr		
16" alloy wheels																													
Steel spare wheel																													
Integral steel spare wheel and moulded cover																													
Fix and go tyre repair kit included																													
Tyres	225/75 R16CP				235/65 R16C						225/75 R16CP					225/75 R16CP					225/75 R16CP			225/75 R16CP					
Anti-lock Braking System/Electronic Brake-Force Distribution																													
Disc brakes front and rear																													
Cruise control with speed limiter																													
Central locking (cab only on Expedition and F-Line)																													
Daytime running lights to headlamps																													
Driver and passenger airbags																													
Cab air conditioning																													
Choice of five Fiat external colours (Expedition Grey, Lanzarote Grey, Metallic Black, Grigio Grey, Artense Grey)																													
Choice of five Ford external colours (Chrome Blue, Agate Black, Magnetic Grey, Moondust Silver, Matter Grey)																													
Colour coded front bumper																													
Multi-functional trip computer																													
Bottle/cup holder, including USB charging point to cab area																													
Removable bound-edged cab carpets																													
WEIGHT & DIMENSIONS																													
Overall length	6.34m (20'9")		7.25m (23'8")		5.99m (19'7")		6.80m (22'3")		7.32m (24'0")		6.34m (20'9")		7.25m (23'8")			6.46m (21'2")		7.08m (23'3")		7.39m (24'3")			8.07m (26'5")		8.79m (28'8")	6.93m (22'7")		8.07m (26'5")	8.79m (28'8")
Overall height (low profile)																													
Overall height (lo-line)																													
Overall height (hi-line)																													
Overall height (A-Class)																													
Overall width (mirrors folded)	2.35m (7' 7")				2.35m (7' 7")						2.35m (7' 7")					2.35m (7' 7")					2.35m (7' 7")			2.35m (7' 7")					
Mass in Running Order	2,930kg	3,060kg	3,050kg		2,790kg	2,800kg	2,950kg	3,000kg	2,990kg		3,020kg	3,190kg	3,140kg		2,950kg	3,150kg	3,075kg	3,150kg	3,210kg	3,140kg	3,700kg	3,700kg	4,020kg	3,280kg	3,700kg	4,000kg			
Max. gross train weight (with 3,650kg upgrade to 4,900kg)	4,750/4,900kg				4,500kg						4,750/4,900kg					4,750/4,900kg					6,000kg			3,500/3,650kg			4,500kg	5,000kg	
Gross vehicle weight	3,500/3,650kg				3,500kg						3,500/3,650kg					3,500/3,650kg					4,500kg		5,000kg	4,900kg		6,000kg			
Designated travelling seats including driver (brackets optional)	4		4 (6)		2 (4)		2		2 (4)		2 (4)		4 (6)			2 (4)		4			2 (4)		4	2 (4/6)	2 (4)		4		
Capable of sleeping (brackets optional)	4		6		2 (4)		2		4		4 hi-line		6 hi-line			2 (4)		4			6 hi-line		4	4		4	4		

KEY: ✔ Standard ⊖ Cost + Multiple options ✖ Not available

MOTORHOME SPECIFICATIONS



MAX. BED MEASUREMENTS

Electric drop down bed/Grande Frontier pull down bed (m/imperial)	✗				1.23x1.93 (4'x6'3")		✗		1.23x1.93 (4'x6'3")		✗				1.23x1.93 (4'x6'3")		✗			1.86x1.34 (6'1"x4'4")				
Over cab: hi-line version only (m/imperial)	1.89x1.18 (6'2"x3'9")				✗		✗		1.89x1.18 (6'2"x3'9")		✗				1.89x1.18 (6'2"x3'9")		1.89x1.18 (6'2"x4'0")			✗				
Rear double (m/imperial)	✗ 1.34x1.86 (4'4"x6'1") 2.17x1.42 (7'1"x4'7") 2.17x1.32 (7'1"x4'3")				✗		2.10x1.48 (6'9"x4'9") 2.13x1.28 (6'9"x4'2") 2.11x1.27 (6'9"x4'2") 1.30x1.77 (4'3"x5'8")		✗ 1.34x1.86 (4'4"x6'1") 2.17x1.42 (7'1"x4'7") 2.17x1.32 (7'1"x4'3")				✗ 1.31x1.91 (4'3"x6'3")		2.08x1.86 (6'8"x6'1") 1.44x1.85 (4'8"x6'1") 1.85x1.34 (6'1"x4'4") 2.17x1.37 (7'1"x4'5") 1.96x0.71 (6'4"x2'3")		1.43x1.97 (4'7"x6'5") 1.95x2.08 (6'4"x6'8") 1.43x1.97 (4'7"x6'5")			✗ 1.43x1.97 (4'7"x6'5")				
Rear nearside single in lieu of rear double (m/imperial)	✗				✗		1.88x0.70 (6'2"x2'3") 1.86x0.67 (6'1"x2'2")		✗				✗		1.86x0.71 (6'1"x2'3")		✗ 1.95x0.70 (6'4"x2'3")			✗				
Rear offside single in lieu of rear double (m/imperial)	✗				✗		2.02x0.70 (6'6"x2'3") 1.89x0.67 (6'2"x2'2")		✗				✗		2.02x0.71 (6'6"x2'3")		✗ 1.95x0.70 (6'4"x2'3")			✗				
Front double (m/imperial)	2.17x1.86 (7'1"x6'1")	2.17x1.22 (7'1"x4'0")	1.86x1.04 (6'1"x3'4")		1.49x2.11 (4'8"x6'9")		✗		1.49x2.11 (4'8"x6'9")		2.17x1.86 (7'1"x6'1")	2.17x1.22 (7'1"x4'0")	1.86x1.04 (6'1"x3'4")		2.08x1.89 (6'8"x6'2") 2.08x1.22 (6'8"x4'0")		2.08x1.22 (6'8"x4'0")		2.08x1.86 (6'8"x6'1")			2.08x1.42 (6'8"x4'7")		
Front nearside single in lieu of front double (m/imperial)	1.86x0.73 (6'1"x2'4")				✗		✗		✗				✗		✗		✗			✗				
Front offside single in lieu of front double (m/imperial)	✗				✗		✗		✗				✗		✗		✗			1.86x0.70 (6'1"x2'3")				

WATER & GAS

Fresh/waste water tank gauge (colour touch screen on Tracker, Frontier and Grande Frontier ranges)	✓				✓		✓		✓				✓		✓			✓		
Fresh water tank capacity	135ltr				100ltr		135ltr		135ltr				135ltr		135ltr			135ltr		
Gas bottle storage (Calor propane)	1x6kg, 1x13kg		2x6kg		2x6kg		1x6kg, 1x13kg		2x6kg		1x6kg, 1x13kg		2x13kg		1x6kg, 1x13kg			2x13kg		

EQUIPMENT INCLUDED

Whale heat air space and expanse water heating	✗				✓		✗		✗				✗		✗			✗		
Combi 4kw gas 230v heater/hot water 12v blown air	✓				✗		✗		✗				✗		✗			✗		
Combi 6kw gas 230v heater/hot water 12v blown air	✗				✗		✗		✗				✗		✗			✗		
Hydronic central heating and hot water (ALDE)	✗				✗		✗		✗				✗		✗			✗		
Flush fitting three burner hob with glass lid and full oven and grill	✗				✓		✓		✗				✗		✗			✗		
Flush fitting three burner hob with combined oven and grill	✓				✗		✗		✗				✗		✗			✗		
Flush fitting four ring hob (3 x gas, 1 x 800w electric), full oven, grill and pan store	✗				✗		✗		✓				✓		✓			✓		
96ltr fridge with removable freezer compartment (85ltr on Expedition)	✓				✗		✗		✓				✗		✗			✗		
142ltr fridge with 15ltr integrated freezer	✗				✓		✗		✓				✗		✗			✗		
171ltr fridge with separate freezer	✗				✗		✗		✗				✗		✗			✗		
Fully fitted 800w microwave	✗				✗		✗		✓				✓		✓			✓		
100w solar panel	✗				✗		✗		✓				✓		✓			✓		
12v electric flush toilet with removable cassette on wheels	✓				✓		✓		✓				✓		✓			✓		
12v LED low energy lighting	✓				✓		✓		✓				✓		✓			✓		
Transformer/charger/RCD unit	✓				✓		✓		✓				✗		✗			✗		
Variable rate transformer/charger	✗				✗		✗		✓				✓		✓			✓		
12v three speed roof fan/ventilator	✗				✓		✓		✓				✓		✓			✓		
Colour touch screen DAB radio (aux/USB/iPod/Bluetooth)	✗				✗		✗		✗				✗		✗			✗		
Motorhome specific Western European satellite navigation system	✗				✗		✗		✗				✗		✗			✗		
Motorhome wi-fi	✗				✗		✗		✗				✗		✗			✗		
Colour reversing camera integrated into touch screen head unit	✗				✗		✗		✗				✗		✗			✗		
21.5" Avtex smart television (19.5" on Imala)	✗				✗		✗		✗				✗		✗			✗		
Detachable swan neck fully approved towbar and electrics	✗				✗		✗		✗				✗		✗			✗		
Smoke alarm/CO2 alarm	✓				✓		✓		✓				✓		✓			✓		
Fire extinguisher	✓				✓		✓		✓				✓		✓			✓		
Grade three insulation	✓				✓		✓		✓				✓		✓			✓		
Flame failure shut-off valves to all gas appliances	✓				✓		✓		✓				✓		✓			✓		
Pleated cab and windscreen blinds (electrically operated windscreen blind on A-Class)	✗				✗		✗		✓				✓		✓			✓		
Auto-Trail Connect - Thatcham CAT 7 approved tracking subscription	✗				✗		✗		✗				✗		✗			✗		
Exterior cold shower unit	✗				✗		✗		✓				✓		✓			✓		
External gas barbecue point	✗				✗		✗		✓				✓		✓			✓		
Leisure battery (100AH on F-Line and Imala, 92AH AGM on Tracker, Frontier and Grande Frontier)	1				1		1		1				1		2			1		
Awning size	✗				✗		✗		✗				✗		4.5m			5m		
5 year warranty for conversion*	✓				✓		✓		✓				✓		✓			✓		
5 year body construction integrity warranty*	✓				✓		✓		✓				✓		✓			✓		
2 year warranty for Fiat chassis, 3 year warranty for Ford*	✓				✓		✓		✓				✓		✓			✓		

KEY: ✓ Standard ✗ Cost ✗ Multiple options ✗ Not available

*Terms and conditions apply

**Optional

ENHANCEMENT PACKS

AUTO TRAIL

TOGETHER WE'RE GOING PLACES

External colours



LUX PACK

Only available on V-Line S

8" Zenec touch screen dashboard head unit (featuring Western European motorhome specific satellite navigation, digital radio with integrated DAB+ tuner, Bluetooth hands free system with integrated microphone and selectable rear camera when driving forwards).

Colour reversing camera

Wind-out awning

Fly screen to sliding entrance

Cab carpets and electric step

100w solar panel and regulator

MEDIA PACK

Standard on V-Line SE, Sport and Adventure

8" Zenec touch screen dashboard head unit (featuring Western European motorhome specific satellite navigation, digital radio with integrated DAB+ tuner, Bluetooth hands free system with integrated microphone and selectable rear camera when driving forwards).

21.5" Avtex widescreen Smart television

Colour reversing camera

Steering wheel radio controls

Status television aerial with digital signal finder

V-LINE SPORT

Unique contents

Fully sealed rear panel with boot, incorporating levelling blocks and tripod table base

Luxury U-shaped rear lounge with wrap around upper locker storage

Flush fit side windows

External shower point

Gas barbecue point

Exclusive soft furnishing scheme

For the latest price and option lists visit www.auto-trail.co.uk



WARRANTY

All 2022/2023 Auto-Trail campervans benefit from a **five-year manufacturer backed habitation warranty** for the 'lived-in' area of the vehicle. This covers body construction integrity.

There is a **Fiat warranty** on the chassis which is standard for two years. It also has three years of **camp roadside assist** through the RAC.



CAMPERVAN

Sixteen innovative models in five varied ranges

EXPEDITION

ENTRY LEVEL



The Expedition features three layouts in two lengths, each with a powerful 140bhp engine as standard and engine upgrade* option. As the best value of its kind on the market, the Expedition comes in unique grey exterior paint and boasts a large rear garage in the 68 model with optional slide out bike trays.

- ✓ Exclusive external colour
- ✓ Cab air conditioning
- ✓ Driver and passenger air bags
- ✓ Cruise control with speed limiter functions
- ✓ Two-burner hob, oven and grill
- ✓ 4.7kw Whale gas and electric, 220V chassis mounted heating and hot water system
- ✓ USB charging points
- ✓ Removable bound-edged cab carpets
- ★ Slide out bike trays (68 only, cost option)
- ⓔ Pop-top elevating roof with double bed (67 and 68 only)
- ⓔ Fiat 9-speed automatic gearbox (must be combined with 16" alloy wheels)
- ⓔ Pleated blinds to all cab windows
- ⓔ Double-DIN radio with Apple CarPlay
- ⓔ 16" alloy wheels
- ⓔ Bathroom window in lieu of mushroom roof vent (67 and 68 only)



EXPEDITION 68

V-LINE S

AFFORDABLE LIVING



The V-Line S features four layouts in two lengths, each with a powerful 140bhp engine as standard and engine upgrade* option. It offers affordable living with practical cost add-ons such as the Lux Pack with wind-out awning and flyscreen to sliding entrance door. Choose from six different external colours.

- ✓ Cab air conditioning
- ✓ Driver and passenger air bags
- ✓ Cruise control with speed limiter functions
- ✓ Two-burner hob, oven and grill
- ✓ 4.7kw Whale gas and electric, 220V chassis mounted heating and hot water system
- ★ **Lux Pack (cost option):**
 - 8" Zenec touch screen head unit
 - Colour reversing camera
 - Wind-out awning
 - Fly screen to sliding entrance door
 - Cab carpets and electric step
 - 100w solar panel and regulator
- ⓔ Motorhome wi-fi
- ⓔ Cab Plus (spacious inner cab in lieu of storage area)
- ⓔ Bike rack (holds two bikes, supplied loose)
- ⓔ Choice of six Fiat external colours
- ⓔ Panoview (panoramic skylight above the cab area)
- ⓔ Auto-Trail Connect
- ⓔ Motorhome wi-fi



V-LINE 660 S

V-LINE SE

HIGH SPECIFICATION



The V-Line SE features four layouts in three lengths, each with a powerful 140bhp engine as standard and engine upgrade* option. The range boasts a media pack full of gadgets such as Smart television, reversing camera and radio controls on the steering wheel. The wind-out awning also comes as standard.

- ✓ **Media Pack:**
 - 21.5" Avtex wide screen Smart television
 - 8" Zenec touch screen head unit featuring selectable rear camera when driving forwards
 - Colour reversing camera
 - Steering wheel radio controls
 - Television aerial with digital signal finder
- ✓ Cab Plus (spacious inner cab in lieu of storage area)
- ✓ Stainless steel three burner hob, oven and grill
- ✓ 16" Fiat alloy wheels
- ✓ Choice of six Fiat external colours
- ✓ Removable bound-edged carpets
- ✓ 100w solar panel
- ★ Wind-out awning (standard option)
- ⓔ Panoview (panoramic skylight above the cab area)
- ⓔ Auto-Trail Connect
- ⓔ Motorhome wi-fi



V-LINE 610 SE

V-LINE SPORT

PURE LUXURY



The V-Line Sport features three layouts in two lengths, each with a powerful 140bhp engine as standard and engine upgrade* option. This range comes with a whole host of unique features such as a gas barbecue point and external shower. It is the only range with a fully sealed GRP rear panel and boot space, allowing for a U-shaped lounge.

- ✓ **Media Pack:**
 - 21.5" Avtex wide screen Smart television
 - 8" Zenec touch screen head unit featuring selectable rear camera when driving forwards
 - Colour reversing camera
 - Steering wheel radio controls
 - Television aerial with digital signal finder
- ✓ Tripod table base and levelling blocks
- ✓ U-shaped rear lounge with wrap around upper locker storage
- ✓ Flush fit side windows
- ✓ External shower point
- ✓ Gas barbecue point
- ✓ Exclusive soft furnishings scheme
- ✓ Cab Plus (spacious inner cab in lieu of storage area)
- ✓ 4.7kw Whale gas and electric, 220v chassis mounted heating and hot water system
- ✓ 16" Fiat alloy wheels
- ✓ Choice of six Fiat external colours
- ✓ Pleated blinds to all cab windows
- ★ Wind-out awning
- ★ Fully sealed GRP rear panel and boot space
- ⓔ Panoview (panoramic skylight above the cab area)
- ⓔ Motorhome wi-fi
- ⓔ Auto-Trail Connect



V-LINE 635 SPORT

ADVENTURE

FAMILY FRIENDLY



The Adventure features two layouts in two lengths, each with a powerful 140bhp engine as standard and engine upgrade* option. This range is perfect for the family, coming with four belts, an additional double bed within the pop-top roof and wind-out exterior awning as standard. Bike racks are available as a cost option.

- ✓ **Media Pack:**
 - 21.5" Avtex wide screen Smart television
 - 8" Zenec touch screen head unit featuring selectable rear camera when driving forwards
 - Colour reversing camera
 - Steering wheel radio controls
 - Television aerial with digital signal finder
- ✓ Cab Plus (spacious inner cab in lieu of storage area)
- ✓ 4.7kw Whale gas and electric, 220v chassis mounted heating and hot water system
- ✓ 16" Fiat alloy wheels
- ✓ Choice of six Fiat external colours
- ✓ Removable bound-edged carpets
- ✓ Pleated blinds to all cab windows
- ✓ 60w solar panel on 55 and 100w solar panel on 65
- ✓ Wind-out exterior awning
- ★ Pop-top elevating roof with double bed (standard option)
- ⓔ Bike racks (holds two bikes, supplied loose)
- ⓔ Motorhome wi-fi
- ⓔ Auto-Trail Connect



ADVENTURE 65

✓ Standard ⓔ Cost ★ Star feature

*All campervans can be upgraded at cost to 180bhp (must be combined with 9-speed automatic transmission)

EXPEDITION

FIAT DUCATO | 140bhp STANDARD ENGINE SIZE

66	SLEEPS 2 Length 5.99m (19'7")		<ul style="list-style-type: none"> UNIQUE EXTERIOR COLOUR 9-SPEED AUTOMATIC GEARBOX PLEATED BLINDS TO CAB WINDOWS 	2 seatsbelts 3500 kg
67	SLEEPS 2 (4 OPTIONAL) Length 5.99m (19'7")		<ul style="list-style-type: none"> UNIQUE EXTERIOR COLOUR 9-SPEED AUTOMATIC GEARBOX ELEVATING ROOF 	4 seatsbelts 3500 kg
68	SLEEPS 2 (4 OPTIONAL) Length 6.36m (20'10")		<ul style="list-style-type: none"> UNIQUE EXTERIOR COLOUR 9-SPEED AUTOMATIC GEARBOX ELEVATING ROOF 	4 seatsbelts 3500 kg

V-LINE SPORT

FIAT DUCATO | 140bhp STANDARD ENGINE SIZE

610 Sport	SLEEPS 2 Length 5.99m (19'7")		<ul style="list-style-type: none"> CAB-PLUS MOTORHOME WI-FI PANOVIEW 	2 seatsbelts 3500 kg
635 Sport	SLEEPS 2 Length 6.36m (20'10")		<ul style="list-style-type: none"> CAB-PLUS MOTORHOME WI-FI PANOVIEW 	2 seatsbelts 3500 kg
636 Sport	SLEEPS 2 Length 6.36m (20'10")		<ul style="list-style-type: none"> CAB-PLUS MOTORHOME WI-FI PANOVIEW 	4 seatsbelts 3500 kg

V-LINE S

FIAT DUCATO | 140bhp STANDARD ENGINE SIZE

660 S	SLEEPS 2 Length 5.99m (19'7")		<ul style="list-style-type: none"> BIKE RACK FOR TWO MOTORHOME WI-FI CAB-PLUS PANOVIEW 	2 seatsbelts 3500 kg
669 S	SLEEPS 4 Length 5.99m (19'7")		<ul style="list-style-type: none"> BIKE RACK FOR TWO MOTORHOME WI-FI CAB-PLUS PANOVIEW 	4 seatsbelts 3500 kg
670 S	SLEEPS 2 Length 5.99m (19'7")		<ul style="list-style-type: none"> BIKE RACK FOR TWO MOTORHOME WI-FI CAB-PLUS PANOVIEW 	4 seatsbelts 3500 kg
680 S	SLEEPS 2 Length 6.36m (20'10")		<ul style="list-style-type: none"> BIKE RACK FOR TWO MOTORHOME WI-FI CAB-PLUS PANOVIEW 	4 seatsbelts 3500 kg

ADVENTURE

FIAT DUCATO | 140bhp STANDARD ENGINE SIZE

55	SLEEPS 4 Length 5.99m (19'7")		<ul style="list-style-type: none"> CAB-PLUS ELEVATING ROOF BIKE RACK FOR TWO MOTORHOME WI-FI 	4 seatsbelts 3500 kg
65	SLEEPS 4 Length 6.36m (20'10")		<ul style="list-style-type: none"> CAB-PLUS ELEVATING ROOF BIKE RACK FOR TWO MOTORHOME WI-FI 	4 seatsbelts 3500 kg

V-LINE SE

FIAT DUCATO | 140bhp STANDARD ENGINE SIZE

540 SE	SLEEPS 2 Length 5.41m (17'9")		<ul style="list-style-type: none"> CAB-PLUS BIKE RACK FOR TWO MOTORHOME WI-FI PANOVIEW 	2 seatsbelts 3500 kg
610 SE	SLEEPS 2 Length 5.99m (19'7")		<ul style="list-style-type: none"> CAB-PLUS BIKE RACK FOR TWO MOTORHOME WI-FI PANOVIEW 	2 seatsbelts 3500 kg
635 SE	SLEEPS 2 Length 6.36m (20'10")		<ul style="list-style-type: none"> CAB-PLUS BIKE RACK FOR TWO MOTORHOME WI-FI PANOVIEW 	2 seatsbelts 3500 kg
636 SE	SLEEPS 2 Length 6.36m (20'10")		<ul style="list-style-type: none"> CAB-PLUS BIKE RACK FOR TWO MOTORHOME WI-FI PANOVIEW 	4 seatsbelts 3500 kg

CAB OPTIONS

CAB-PLUS
Standard on V-Line SE, V-Line Sport and Adventure. Cost option for V-Line S.

Cab-Plus increases the cab headroom through an integrated curved ceiling. It features three internal pockets, ideal for storing essential items.

Not available on Expedition.


PANOVIEW
Cost option on V-Line S, V-Line SE and V-Line Sport.

Panoview incorporates a large panoramic roof skylight, allowing natural sunlight to enter the cab.

Not available on Expedition and Adventure.

UPHOLSTERY

EXPEDITION ETTA | V-LINE S VIXEN | V-LINE SE VIOLET | V-LINE SPORT VENUS | ADVENTURE ALISA



Standard Cost

ENHANCEMENT PACKS



TOGETHER WE'RE GOING PLACES

F-LINE DRIVERS PACK	F-LINE LUX PACK	MEDIA PACK Fitted to Imala and Tracker (standard on Frontier and Grande Frontier)	MEDIA+ PACK Fitted to Imala, Tracker, Frontier and Grande Frontier
Power adjustable heated mirrors	9.5" Zenec Xzent LCD touch screen dashboard head unit (featuring radio with motorhome specific satellite navigation, colour reversing camera and selectable rear camera when driving forwards)	21.5" Avtex wide screen Smart TV (19.5" on Imala)	21.5" Avtex wide screen Smart TV (19.5" on Imala)
Automatic headlamps		8" Zenec touch screen dashboard head unit (featuring Western European motorhome specific satellite navigation system, digital radio with integrated DAB+ tuner, Bluetooth hands-free system with integrated microphone, selectable rear camera view when driving forwards)	8" Zenec touch screen dashboard head unit (featuring Western European motorhome specific satellite navigation system, digital radio with integrated DAB+ tuner, Bluetooth hands-free system with integrated microphone, selectable rear camera view when driving forwards)
Front fog lamps	Barbecue point	Colour reversing camera	Colour reversing camera
Body colour side mouldings	Television aerial and preparation	Steering wheel radio controls	Steering wheel radio controls
Heated front windscreen with low washer tank warning	100w solar panel	Television aerial	65cm fully automatic, folding, roof-mounted satellite system and receiver
Trend instrument panel including locking glove box	Omni vent		
Colour coded front bumpers	Upgraded habitation entrance door and fly screen		
Cab air conditioning	Loose fit carpets		
Rain sensing wipers	Cab carpets		
High series headlamp with static bending			

For the latest price and option lists visit www.auto-trail.co.uk

UPHOLSTERY



WARRANTY

My AUTO TRAIL
A personalised online management and control portal to check the status and settings of your vehicle. Includes additional tracking feature, Auto-Trail Connect (see below).

AUTO TRAIL CONNECT
Keep your Auto-Trail safe with a Thatcham CAT 7 approved tracker system on a yearly subscription.
Not available on Expedition

All 2022/2023 Auto-Trail motorhomes benefit from a **five-year manufacturer backed habitation warranty** for the 'lived-in' area of the vehicle. This covers body construction integrity.



There is a **Fiat and Ford warranty** on the chassis which is standard for two years. It also has three years of **motorhome roadside assist** through the RAC.

MOTORHOME AND A-CLASS

Twenty-six innovative models in six varied ranges

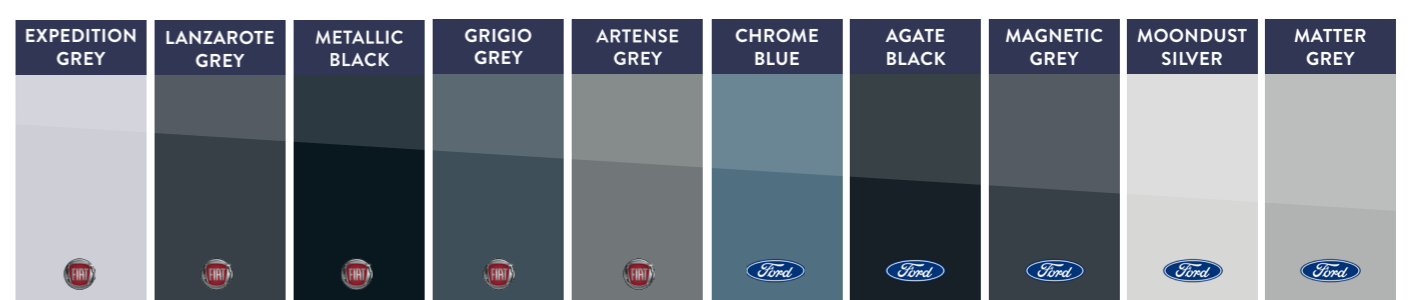
EXPEDITION ENTRY LEVEL	F-LINE FORD CHASSIS	IMALA WIDE VARIETY	TRACKER MODERN AESTHETIC	FRONTIER SPACIOUS INTERIOR	GRANDE FRONTIER A-CLASS
<p>The Expedition features four layouts in two lengths, each with a powerful 140bhp engine as standard and engine upgrade* option. One of the most cost-effective ranges on the market, the Expedition comes in a unique grey exterior paint and can sleep up to six people.</p> <ul style="list-style-type: none"> Exclusive external colour Cab air conditioning Four seat belts 4kw Whale gas and electric, 230v heater and hot water system, 12v blown air including digital panel 3,650kg optional upgraded gross vehicle weight Flush fitting three burner hob with combined oven and grill 85ltr fridge with removable freezer compartment L-shaped dinette with two forward facing seatbelts (C63, C72 and C73) Double-DIN radio with Apple CarPlay (cost option) 16" alloy wheels Pleated blinds to all cab windows 180bhp engine (must be combined with nine-speed automatic transmission) Nimara upgraded upholstery Rear facing three-point belts fitted to double dinette (C72 and C73) 	<p>The F-Line features six layouts in three lengths, each with a powerful 130bhp or 170bhp as standard and engine upgrade* option. Sporting a sleek and aerodynamic low profile, each F-Line incorporates a panoramic roof skylight and optional half dinette with electric drop-down bed.</p> <ul style="list-style-type: none"> Ford Transit chassis Low profile with skyline panoramic opening window Whale heat air space and expanse water heating Flush fitting three-burner hob with glass lid and full oven and grill 142ltr fridge with integrated 15ltr freezer Choice of five Ford external colours Lux Pack (cost option) Driver Pack 16" alloy wheels Cab air conditioning 21.5" Avtex widescreen Smart television with DVD Pleated cab and windscreen blinds Auto-Trail Connect Motorhome wi-fi Detachable swan neck towbar Electric drop-down bed (F60, F62, F70, F72 and F74) Half dinette (F60, F62, F70, F72 and F74) External gas barbecue point 	<p>The Imala features four layouts in two lengths, each with a powerful 140bhp engine as standard and engine upgrade* option. Ready for any adventure, the Imala provides plenty of versatility in two, four or six berth. Need extra storage space? Have a look at the 736 G with rear garage.</p> <ul style="list-style-type: none"> Choose from lo-line or hi-line (optional) Skyline panoramic window 16" alloy wheels Choice of five Fiat external colours 4kw Whale gas and electric, 230V heater and hot water system, 12v blown air including digital panel Flush fitting four-ring hob, oven, grill and pan store Fully fitted 800w microwave 100w solar panel External gas barbecue point Car air conditioning Pleated cab and windscreen blinds 3,650kg or 4,250kg upgraded gross vehicle weight (optional cost) Over cab sleeping area (hi-line) Media Pack Media Pack+ 180bhp engine (must be combined with 9-speed automatic transmission) 19.5" Avtex Smart television Motorhome wi-fi Rear corner steadies Detachable swan neck towbar 	<p>The Tracker features six layouts in three lengths, each with a powerful 140bhp engine as standard and engine upgrade* option. Offering a homely atmosphere, the Tracker has a spacious kitchen with oven and built-in microwave. All models except RL have the option of an electric drop-down bed (E).</p> <ul style="list-style-type: none"> 16" alloy wheels 3,650kg optional upgraded gross vehicle weight Pleated cab and windscreen blinds Cab air conditioning Choice of five Fiat external colours 6kw Whale gas and electric, 230V heater and hot water system, 12v blown air including digital panel Flush fitting four-ring hob, oven, grill and pan store 142ltr fridge with integrated 15ltr freezer Fully fitted 800w microwave 100w solar panel External shower point Electric drop-down bed (EKS, FB, LB, RB and SB) (cost option) Media Pack Media Pack+ 180bhp engine (must be combined with 9-speed automatic transmission) Auto-Trail Connect Detachable swan neck towbar 21.5" Avtex Smart television Motorhome wi-fi 12v thermostatic heater fitted to water tank Rear corner steadies 	<p>The Frontier features three layouts in two lengths, each with a powerful 140bhp or 180bhp engine as standard and engine upgrade* option.</p> <ul style="list-style-type: none"> Choose from lo-line or hi-line Over cab sleeping area (hi-line) Skyline panoramic window 140bhp (Delaware and Scout) or 180bhp (Comanche) Euro 6D Multijet 3 engine Choice of five Fiat external colours External gas barbecue and shower point Motorhome wi-fi Pleated cab and windscreen blinds 21.5" Avtex Smart television Awning: 4.5m (Delaware and Scout), 5m (Comanche) Media Pack 100w solar panel (standard) Auto-Trail Connect 	<p>The Grande Frontier features three layouts in three lengths, each with a powerful 140bhp or 180bhp engine as standard and engine upgrade* option.</p> <ul style="list-style-type: none"> Media Pack 16" alloy wheels ALDE hydronic central heating system and hot water Pleated cab and electrically operated windscreen blinds Motorhome wi-fi Optional high bed (GF-80 and GF-88) Awning: 4m (GF-70), 4.5m (GF-80), 5m (GF-88) 140bhp (GF-70 and GF-80) or 180bhp (GF-88) Euro 6D Multijet 3 engine A-class front end design (standard) Media+ Pack Detachable swan neck towbar

✔ Standard
£ Cost
★ Star feature
⊕ Optional (free)
⊕ Optional (cost)

EXPEDITION				TRACKER					
FIAT DUCATO HI-LINE MOTORHOME 140bhp STANDARD ENGINE SIZE				FIAT DUCATO LOW PROFILE MOTORHOME 140bhp STANDARD ENGINE SIZE					
C63	SLEEPS 4 Length 6.34m (20'8")		<ul style="list-style-type: none"> EXCLUSIVE EXTERNAL COLOUR UPGRADE GROSS VEHICLE WEIGHT PLEATED BLINDS TO CAB WINDOWS 16" ALLOY WHEELS 	<ul style="list-style-type: none"> 3500 KG 3650 KG 	EKS	SLEEPS 2/4 Length 6.46m (21'1")		<ul style="list-style-type: none"> MOTORHOME WI-FI L-SHAPED DINETTE ELECTRIC BED 	<ul style="list-style-type: none"> 3500 KG 3650 KG
C71	SLEEPS 4 Length 7.25m (23'7")		<ul style="list-style-type: none"> HALF DINETTE UPGRADE GROSS VEHICLE WEIGHT PLEATED BLINDS TO CAB WINDOWS 16" ALLOY WHEELS 	<ul style="list-style-type: none"> 3500 KG 3650 KG 	FB	SLEEPS 4/6 Length 7.09m (23'2")		<ul style="list-style-type: none"> MOTORHOME WI-FI HALF DINETTE ELECTRIC BED 	<ul style="list-style-type: none"> 3500 KG 3650 KG
C72	SLEEPS 4/6 Length 7.25m (23'7")		<ul style="list-style-type: none"> L-SHAPED DINETTE HI-LINE DOUBLE DINETTE REAR FACING SEATBELTS 	<ul style="list-style-type: none"> 3500 KG 3650 KG 	RL	SLEEPS 2 Length 7.09m (23'2")		<ul style="list-style-type: none"> MOTORHOME WI-FI REAR CORNER STEADIES AUTO-TRAIL CONNECT 	<ul style="list-style-type: none"> 3500 KG 3650 KG
C73	SLEEPS 4/6 Length 7.25m (23'7")		<ul style="list-style-type: none"> LOUNGE DINETTE HI-LINE DOUBLE DINETTE REAR FACING SEATBELTS 	<ul style="list-style-type: none"> 3500 KG 3650 KG 	LB	SLEEPS 4 Length 7.39m (24'2")		<ul style="list-style-type: none"> MOTORHOME WI-FI HALF DINETTE ELECTRIC BED 	<ul style="list-style-type: none"> 3500 KG 3650 KG
F-LINE									
FORD TRANSIT LOW PROFILE MOTORHOME 130 and 170 bhp STANDARD ENGINE SIZE									
F60	SLEEPS 2/4 Length 5.99m (19'7")		<ul style="list-style-type: none"> FORD TRANSIT CHASSIS ELECTRIC DROP-DOWN BED MOTORHOME WI-FI HALF DINETTE 	<ul style="list-style-type: none"> 3500 KG 	RB	SLEEPS 4 Length 7.39m (24'2")		<ul style="list-style-type: none"> MOTORHOME WI-FI HALF DINETTE ELECTRIC BED 	<ul style="list-style-type: none"> 3500 KG 3650 KG
F62	SLEEPS 2/4 Length 5.99m (19'7")		<ul style="list-style-type: none"> FORD TRANSIT CHASSIS ELECTRIC DROP-DOWN BED MOTORHOME WI-FI HALF DINETTE 	<ul style="list-style-type: none"> 3500 KG 	SB	SLEEPS 4 Length 7.39m (24'2")		<ul style="list-style-type: none"> MOTORHOME WI-FI HALF DINETTE ELECTRIC BED 	<ul style="list-style-type: none"> 3500 KG 3650 KG
F68	SLEEPS 2 Length 6.80m (22'3")		<ul style="list-style-type: none"> FORD TRANSIT CHASSIS PLEATED CAB AND WINDSCREEN BLINDS MOTORHOME WI-FI AUTO-TRAIL CONNECT 	<ul style="list-style-type: none"> 3500 KG 	DELAWARE	SLEEPS 4 (6 OPTIONAL) Length 8.07m (26'4")		<ul style="list-style-type: none"> MOTORHOME WI-FI HALF DINETTE HIGH REAR BED 	<ul style="list-style-type: none"> 4500 KG
F70	SLEEPS 4 Length 7.32m (24'0")		<ul style="list-style-type: none"> FORD TRANSIT CHASSIS ELECTRIC DROP-DOWN BED MOTORHOME WI-FI HALF DINETTE 	<ul style="list-style-type: none"> 3500 KG 	SCOUT	SLEEPS 4 (6 OPTIONAL) Length 8.07m (26'4")		<ul style="list-style-type: none"> MOTORHOME WI-FI LOUNGE DINETTE REAR FACING SEATBELT 	<ul style="list-style-type: none"> 4500 KG
F72	SLEEPS 4 Length 7.32m (24'0")		<ul style="list-style-type: none"> FORD TRANSIT CHASSIS ELECTRIC DROP-DOWN BED MOTORHOME WI-FI HALF DINETTE 	<ul style="list-style-type: none"> 3500 KG 	COMANCHE	SLEEPS 4 (6 OPTIONAL) Length 8.80m (28'8")		<ul style="list-style-type: none"> MOTORHOME WI-FI LOUNGE DINETTE DOUBLE DINETTE REAR FACING SEATBELT HIGH REAR BED 	<ul style="list-style-type: none"> 5000 KG
F74	SLEEPS 4 Length 7.32m (24'0")		<ul style="list-style-type: none"> FORD TRANSIT CHASSIS ELECTRIC DROP-DOWN BED MOTORHOME WI-FI HALF DINETTE 	<ul style="list-style-type: none"> 3500 KG 	GRANDE FRONTIER	FIAT DUCATO A-CLASS MOTORHOME 140bhp and 180bhp (GF-88) STANDARD ENGINE SIZE			
F76	SLEEPS 4 Length 7.32m (24'0")		<ul style="list-style-type: none"> FORD TRANSIT CHASSIS ELECTRIC DROP-DOWN BED MOTORHOME WI-FI HALF DINETTE 	<ul style="list-style-type: none"> 3500 KG 	GF-70	SLEEPS 4 Length 6.96m (22'8")		<ul style="list-style-type: none"> MOTORHOME WI-FI LOUNGE DINETTE 	<ul style="list-style-type: none"> 3500 KG 3650 KG
F78	SLEEPS 4 Length 7.32m (24'0")		<ul style="list-style-type: none"> FORD TRANSIT CHASSIS ELECTRIC DROP-DOWN BED MOTORHOME WI-FI HALF DINETTE 	<ul style="list-style-type: none"> 3500 KG 	GF-80	SLEEPS 4/6 Length 8.07m (26'4")		<ul style="list-style-type: none"> MOTORHOME WI-FI HALF DINETTE HIGH REAR BED 	<ul style="list-style-type: none"> 4500 KG
F80	SLEEPS 4 Length 7.32m (24'0")		<ul style="list-style-type: none"> FORD TRANSIT CHASSIS ELECTRIC DROP-DOWN BED MOTORHOME WI-FI HALF DINETTE 	<ul style="list-style-type: none"> 3500 KG 	GF-88	SLEEPS 4/6 Length 8.80m (28'8")		<ul style="list-style-type: none"> MOTORHOME WI-FI LOUNGE DINETTE HIGH REAR BED 	<ul style="list-style-type: none"> 5000 KG
IMALA									
FIAT DUCATO LO-LINE OR HI-LINE MOTORHOME 140bhp STANDARD ENGINE SIZE									
615	SLEEPS 2 (4 OPTIONAL) Length 6.34m (20'9")		<ul style="list-style-type: none"> MOTORHOME WI-FI DOUBLE DINETTE LOUNGE DINETTE 	<ul style="list-style-type: none"> 3500 KG 3650 KG 					
730	SLEEPS 4 (6 OPTIONAL) Length 7.25m (23'8")		<ul style="list-style-type: none"> MOTORHOME WI-FI HALF DINETTE HIGH REAR BED 	<ul style="list-style-type: none"> 3500 KG 3650 KG 4250 KG 					
736	SLEEPS 4 (6 OPTIONAL) Length 7.25m (23'8")		<ul style="list-style-type: none"> MOTORHOME WI-FI DOUBLE DINETTE REAR FACING SEATBELT 	<ul style="list-style-type: none"> 3500 KG 3650 KG 4250 KG 					
736 G	SLEEPS 4 (6 OPTIONAL) Length 7.25m (23'8")		<ul style="list-style-type: none"> MOTORHOME WI-FI DOUBLE DINETTE REAR FACING SEATBELT 	<ul style="list-style-type: none"> 3500 KG 3650 KG 4250 KG 					

YOUR CHOICE OF CAB COLOUR

Whether you have opted for a Fiat or Ford, all models come with a range of colours to choose from (excluding Grande Frontier)



Our Design and Engineering teams strive to constantly exceed the expectations of our customers, particularly regarding specification and safety. Every Auto-Trail motorhome is designed and manufactured to meet all current and relevant European Standards in our ISO 9001:2015 accredited production facility and they are also fully NCC (National Caravan Council) approved. The contents and information in this publication are as accurate as possible, at the time of going to press (December 2022). Auto-Trail VR Limited reserve the right to alter specifications, prices and model ranges as materials and conditions demand, which could affect the unladen weight and therefore we can accept no responsibility for discrepancies between this information and subsequent publications. Please consult your Auto-Trail dealer or our website for full details and latest specifications.