

CAMEO



WARRANTY FOR FULL TIME RVING*

*REFERENCE CROSSROADS RV OWNERS MANUAL FOR LIMITED WARRANTY DETAILS

CROSSROADS
Recreational Vehicles



Twice is Nice



DUAL Pullout Pantry Drawers



DUAL Flat-Front Fireplaces Heats 1,000 FT²



DUAL Wireless Chargers



DUAL Power Vent Fan



DUAL 15,000 BTU A/C Units



DUAL Solar Prep



DUAL Awnings



50" HDTV - Living Room
39" HDTV - Bedroom



DUAL Dimmer Switches



DUAL Awning Accessories




DUAL Exterior Camera Prep



DUAL Attic Vents



3701RL INTERIOR



3975CK



DINETTE TABLE W/
CHAIRS & BENCH

STANDARD KING BEDS

DUAL VANITY



3975CR RESIDENTIAL RANGE HOOD



4031FL KITCHEN



EXTREME WEATHER PACKAGE

- Upgraded Insulation Throughout Unit
- Heated Tank Area
- Improved Cooling



ZAMP SOLAR

- Dual Inputs for Solar Power



FURRION CHEF COLLECTION

- Stainless Steel Appliances
- Pullout Sprayer Faucet
- Residential Range Hood



NIGHT ROLLER SHADES

Shades allow you to control the level of privacy and light getting into your coach.



FURRION VISION S OBSERVATION

Prepped for the Furrion's Vision S Observation system



CRE 3,000

Superior suspension system for a smoother ride and more flexibility.



STANDARD HEAT PADS ON TANKS

Heat on Tanks Provides Peace of Mind on those Colder Nights.



MORRYDE STEP ABOVE

Solid construction entry steps fold out to make contact with the ground.



WINEGARD AIR 360

- Connect 2.0 4G LTE/WiFi Prepped
- Simple to Setup & Use
- Increased Range & Speed



F-RATED TIRES

12 Ply Tires
Higher Load Capacity




ONE TOUCH HYDRAULIC AUTO LEVEL

Gone are the days of working hard to make sure your unit is level. The one touch auto level system in Cameo is a breeze to use.




WASHER/DRYER PREP

Prepped for easy hookup of stackable washer and dryer.



KEYTV

Multi-source signal controller allows for easy switching between inputs. Easily watch what you want, where you want.



ONE PIECE FIBERGLASS SHOWER

1 piece constructions means more resistance to leaks and water damage.



4 WAY PLUS AT RECEIVER

Hitch allows for easy attachment at rear of unit

FLOORPLANS & SPECS



MODEL	CE-3201RL	CE-3701RL	CE-3891MK	CE-3921BR	CE-3961MB	CE-3975CK	CE-4021FK	CE-4031FL
DRY WEIGHT	11028	12246	12368	12050	13106	12804	12880	13408
HITCH WEIGHT	2344	2562	2350	2334	2504	2208	2654	2156
LENGTH	35' 9"	40' 1"	40' 3"	41' 8"	42' 6"	41' 7"	42' 0"	42' 0"
EXT. HEIGHT W/ A/C	13' 1"	13' 3"	13' 3"	13' 3"	13' 3"	13' 3"	13' 3"	13' 3"
FRESH WATER	64 Gal	64 Gal	64 Gal	64 Gal	60 Gal	60 Gal	64 Gal	60 Gal
BLACK WATER	44 Gal	44 Gal	44 Gal	44 Gal	44 Gal	44 Gal	38 Gal	38 Gal
GRAY WATER	44 Gal	44 Gal	84 Gal	89 Gal	89 Gal	121 Gal	76 Gal	76 Gal

*SEE WEBSITE FOR ADDITIONAL SPECS

STANDARDS AND OPTIONS

STANDARDS

CABINETS

- Hardwood Cabinet Doors
- Full Extension 70lb Ball Bearing Drawer Glides
- Hidden Hinges

EXTERIOR DESIGN

- Furrion Backup Camera Prep
- Aerodynamic Profile
- Increased Turning Radius
- LED Hitch Pin Light for Easy Hookup
- Automotive Windshield (VBM)
- Furrion S Observation System
- Winegard Air 360 Antenna

EXTERNAL DOCKING STATION

- Exterior Hot/Cold Shower
- City Water Hook Up
- Black Tank Flush System
- Cable TV & Satellite Hook-Ups (KeyTV)
- All Tank Pull Handles (VBM)
- Winterization Valve
- 110v Outlet

EXTERNAL STORAGE

- Slam Latch Baggage Doors w/ Magnetic Catches
- Pass Through Heated Storage
- Additional Utility Storage
- Bauer Keyed Alike System Throughout

FLOOR CONSTRUCTION

- 5/8" Floor Decking
- 3" Aluminum Framing - 11" on Center
- Seamless Residential Heat Ducts
- Enclosed & Heated Water Lines

WALL CONSTRUCTION

- 2" Laminated Sidewall
- High Gloss Gel Coat Fiberglass Exterior
- EGS Steel Backers for Cabinets

ROOF CONSTRUCTION

- Double Truss at each A/C
- 3/8" Roof Decking
- Full Walk-on Roof
- 5" Radius Metal Roof Cap
- One Piece Alpha Ply II Roof Material w/ 15 Yr Warranty

FRAME/TIRES/SUSPENSION

- 16" F-Range Tires w/ Full Size Spare
- 8 Lug Aluminum Rims
- 2" Self Adjusting Brakes
- 6 Point Hydraulic Auto Level
- 12" Frame (10" on 3201RL)

- 7,000lb Axles
- 2" Receiver Hitch w/ 4-way Plug
- MORryde CRE 3000 Suspension w/ Wet Bolt
- Roto Flex Pin Box

TANKS/LP GAS SYSTEM

- 60 Gallon Fresh Water
- 84 Gallon Grey Water (VBM)
- 42 Gallon Black Water (VBM)
- (2) 30 lb LP Bottles w/ Auto Change
- 12 Volt Tank Heating Pads

POWER

- Progressive 50 Amp/12V DC Converter
- 50 Amp Detachable Power Cord
- Dual Battery Box w/ Disconnect
- 110V Exterior Receptacle
- Battery Disconnect Switch
- 1,200 Watt Inverter w/ Residential Refer
- Generator Prep

HEAT & A/C

- Seamless One Piece in-Floor Duct
- 35,000 BTU Furnace
- Heat & A/C Duct in Bathroom
- 15,000 BTU A/C in Living Room & Kitchen
- 15,000 BTU A/C in Bedroom & Bathroom

APPLIANCES

- 21 ft³ Residential Refrigerator
- 18 ft³ Gas/Electric Refrigerator
- 30" OTR Convection Microwave w/ Exhaust Fan
- 10 Gallon Gas/Electric DSI Water Heater
- Furrion Kitchen Collection

INTERIOR/LIGHTING

- 4" Round LED Accent Lights
- Pendant Kitchen Light w/ Ceiling Accents
- Decorative Dinette Fixture

KITCHEN

- Solid Surface Countertop
- Stainless Steel Sink Basin
- Pots & Pans Storage
- Large Residential Pantry
- High Rise Faucet w/ Pull Out Spray Hose
- Max Air Fan

LIVING ROOM

- 5 Function Tru-Sit Heated & Massage Theater Seating w/ Drink Holders
- HDTV
- Fireplace

BEDROOM

- King Bed
- Exclusive Dual Opposing Bedroom Slides - "Master Suites" (3701RL)
- Spacious Walk in Closet w/ Built in Shelving
- Closet Prepped for W/D (VBM)
- HDTV
- Fireplace

BATHROOM

- 1 Piece Fiberglass Shower
- Porcelain Foot Flush Toilet
- Large Mirrored Medicine Cabinet
- Domed Skylight in Shower
- Large Linen Closet
- 48" Shower w/ Glass Doors


TWICE IS NICE PACKAGE

- Dual Awnings
- Dual Scare Lights
- Dual Fireplaces
- Dual USB Ports
- Dual Wireless Charging Stations
- Dual HDTV's (Living & Bedroom)
- Dual Pullout Pantry Drawers
- Dual Dimmer Switches
- Dual MORryde Step Above (VBM)
- Dual Zamp Solar Prep (Roof & Sidewall)
- Dual Attic Vents
- Dual Power Vent Fans
- Dual A/C Units

LUXURY TOURING PACKAGE

- Power Awnings w/ LED Lights
- 15,000 BTU A/C
- Stainless Steel Furion Kitchen
- 50" LED HDTV
- AM/FM/DVD Bluetooth Soundbar
- Recessed LED Throughout
- Accent Lighting Throughout
- 30#LP Tanks
- Washer/Dryer Prep
- Black Tank Flush
- Enclosed Heating Holding Tanks
- 30" OTR Convection Microwave
- 50 Amp Service w/ 50 Amp Converter
- Memory Foam Mattress
- MORryde CRE 30000 Suspension System
- Trail Air Roto-Flex Pin Box
- Tank Heating Pads
- Blind Spot Prep
- Zamp Solar Prep

*VBM - Varies by Model



1-YEAR / LIMITED BASE WARRANTY
+
3-YEAR / LIMITED STRUCTURAL WARRANTY

www.crossroadsrv.com • 1140 W. Lake St Topeka, IN 46571 • (260) 593 - 3850

DISCLAIMER: Product information is as accurate as possible as of the date of publication of this brochure. All features, floor plans, and specifications in this brochure are subject to change without notice. Please also consult CrossRoads' web site at www.crossroadsrv.com for more current product information and specifications. Tow Vehicle Disclaimer. CAUTION: Owners of CrossRoads recreational vehicles are solely responsible for the selection and proper use of tow vehicles. All customers should consult with a motor vehicle manufacturer or their dealer concerning the purchase and use of suitable tow vehicles for CrossRoads products. CrossRoads disclaims any liability or damages suffered as a result of the selection, operation, use or misuse of a tow vehicle. CROSSROADS' LIMITED WARRANTY DOES NOT COVER DAMAGE TO THE RECREATIONAL VEHICLE OR THE TOW VEHICLE AS A RESULT OF THE SELECTION, OPERATION, USE OR MISUSE OF THE TOW VEHICLE. REFERENCE CROSSROADS RV COMPANY OWNERS MANUAL FOR LIMITED WARRANTY DETAILS. *Length is defined as the distance from the centerline of hitch pin/coupler to rear bumper of trailer.



Oct. 2020