



# VIKING

CAMPING TRAILER  
*Camping Made Easy*



A Berkshire Hathaway company.

# VIKING EXPRESS

Camping Made Even Easier

## CAMPING TRAILERS

### THE EASIEST WAY TO GET UP & GO

Viking tent-style, pop-up hybrids feel much bigger inside, with a rear entry for easy access. Unlatch, and the struts automatically lift the roof into position. Durable, automotive grade metal exterior walls and fiberglass roof skin maintain structural integrity and can withstand the test of time.

Express delivers a lot of comfort features including a whole coach fan and a 20,000 BTU furnace. Unlike traditional teardrop models, you can stand upright and walk around in the living space. These models are lightweight, and easy to tow by most cars, crossovers, and small SUVs.



EXPRESS 9.0TD V-PKG.



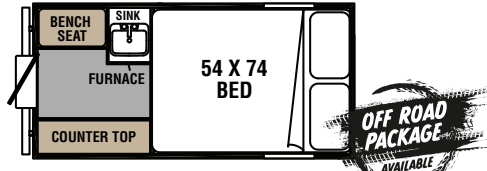
EXPRESS 12.0TD XL



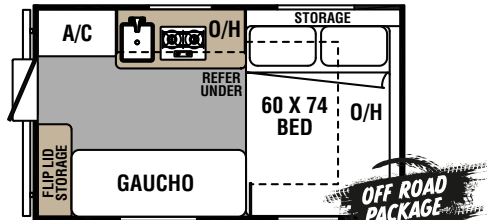
EXPRESS 9.0TD V-PKG.



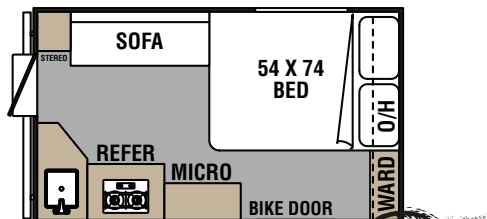
EXPRESS 12.0TD XL



EXPRESS 9.0TD  
V-PKG. OFF-ROAD OPTION - UNDER 1,450 LBS.



EXPRESS 12.0TD XL  
RUGGED, OFF-ROAD OPTION - UNDER 2,100 LBS.



EXPRESS 12.0TD MAX  
RUGGED, OFF-ROAD OPTION - UNDER 2,300 LBS.  
SIDE DOOR ACCESS WITH ROOF DOWN



Express 9.0TD V-PKG.



Express 12.0TD MAX

• = STANDARD FEATURES



EXPRESS 12.0TD MAX



OPTIONAL  
AIR CONDITIONER  
SHOWN

EXPRESS 12.0TD MAX



EXPRESS	9.0 TD	12.0 TD XL	12.0TD MAX
Interior Box Size	10' 2"	12'	12'
Travel Length	14' 2"	17' 5"	17' 5"
Travel Width	6' 10"	7' 1"	7' 1"
Travel Height	6' 5"	7' 5"	7' 5"
Exterior Open Length	13'	13' 11"	13' 11"
Interior Open Height	6' 4"	6' 4"	6' 4"
Sleeping Capacity	2	3	3
Front Sleeping Area	54" x 72"	60" x 74"	54" x 74"
Gaucht	N/A	74"	64"
Radial Tire Size	ST145R13	ST205/75R14	ST205/75R14
Tire Load Range	D	D	D
Hitch Weight (lbs.)	194	220	259
Axle Weight (lbs.)	2000	3500	3500
UWW (lbs.)	1418	2147	2225
Cargo Capacity (lbs.)	776	1573	1034
GVWR (lbs.)	2194	3720	3259
Coupler Size	2"	2-5/16"	2-5/16"

\*Weights shown are approximate. †Estimated average based on standard build optional equipment. All weights shown are in pounds. See back page for chart definitions.

VIKING EXPRESS	BASIC	DELUXE	V-PKG.	DELUXE	MAX
<b>EXTERIOR</b>	<b>9.0 TD</b>	<b>9.0 TD</b>	<b>9.0 TD</b>	<b>12.0 TD XL</b>	<b>12.0 TD MAX</b>
E-Coated Tubular Steel Frame	•	•	•	•	•
Tire Sizes	13"	13"	15"	14"	14"
Heavy-Duty Tongue Jack w/Wheel	•	•	•	•	•
Wide Trac Ultra Lube Spring Axle	•	•	•	•	•
Electric Brakes	•	•	•	•	•
Radial Tires	•	•	•	•	•
Spare Tire & Carrier	OPT	OPT	OPT	•	•
Steel Rims	•	•	•	•	•
(4) Heavy Duty Scissor Style Jacks	•	•	•	•	•
Laminated Fiberglass Roof	•	•	•	•	•
Automotive Grade Metal	•	•	•	•	•
LED Exterior Lights	•	•	•	•	•
One-Piece Screen Door	•	•	•	•	•
Aqua-Shield Tenting Material	•	•	•	•	•
Exterior Wall Mount LP Grill	OPT	OPT	OPT	OPT	OPT
16 Gallon Fresh Water Tank			•		
27 Gallon Fresh Water Tank				•	•
35 Amp Converter - Trickle Charger		•	•	•	•
120V GFI Recept		•	•	•	•
Flex Rod Tech Add-A-Room	•	•	•	•	•
"Jack It" Bike Rack	OPT	OPT	OPT	OPT	OPT
"Toylok" Cargo Security System	OPT	OPT	OPT	OPT	OPT
Patio Light		•	•	•	•
<b>INTERIOR</b>	<b>9.0 TD</b>	<b>9.0 TD</b>	<b>9.0 TD</b>	<b>12.0 TD XL</b>	<b>12.0 MAX</b>
LED Interior Courtesy Lights (Floor)		•	•	•	•
100% Adhesion Residential Grade Linoleum	•	•	•	•	•
Dark Ash Cabinetry	•	•	•	•	•
Residential Laminated Countertops	•	•	•	•	•
Ultra Comfort 4" High Density Cushions				•	•
Deep Bowl Acrylic Sink		•	•	•	•
2-Burner High Output Range		•	•	•	•
12V On Demand Water Pump		•	•	•	•
DSI 6-Gallon Water Heater		•	•	•	•
20,000 BTU Furnace		•	•	•	•
12V LED Interior Lights	•	•	•	•	•
Bluetooth Stereo		•	•	•	•
3-Way 1.9 Cu. Ft. Refrigerator				•	•
120 Watt/12V Refrigerator/Freezer Cooler		•	•		
Thetford Porta Potti	OPT	OPT	•	•	•
13,500 BTU Air Conditioner	OPT	OPT	OPT	OPT	OPT



**OFF-ROAD PACKAGE OPTION** (9.0TD V Pkg. • 12.0 TD XL • 12.0 TD MAX)  
15" OFF-ROAD TIRES & SPARE, EXTENDED FRAME JACKS, OFF-ROAD LIFTED AXLE



Express 12.0TD MAX

# VIKING

## CAMPING TRAILERS

### Camping Made Easy

EASY TO TOW • SET UP IN 10 MINUTES!

Value-added, Viking Ultra Light Camping Trailers are easy to tow and maneuver at 1,500 - 2,500 lbs. These technologically advanced camping trailers are an easy way to experience the RV lifestyle. With exclusive cable supported structured platform bed systems, and the J-track metal door hook system, they're designed to make set up a breeze. It's easy to keep things fresh with Velcro attached valances, removable curtains and cushions.



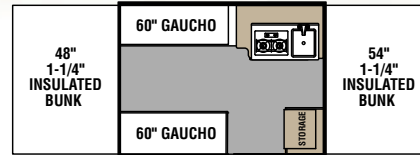
2107LS



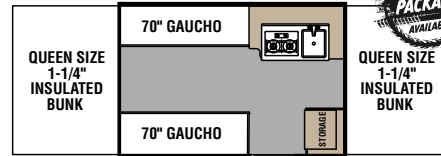
### VIKING LS



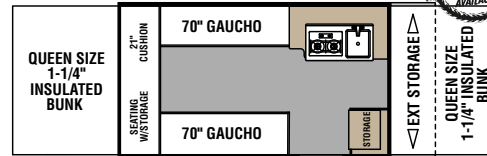
### VIKING LS



1706XLS OPPOSING GAUCHOS



2107LS VERSATILE SEATING & SLEEPING



2308LS NEW STORAGE SHROUD & LID

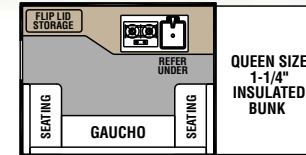


### VIKING LS

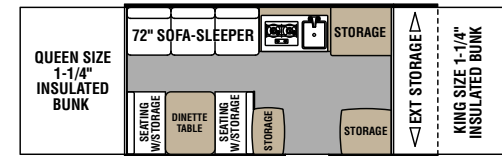
### VIKING EPIC



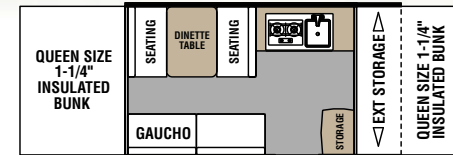
### VIKING EPIC



1760QS HEATED QUEEN BED



2405ST OPTIONAL BATH PACKAGE



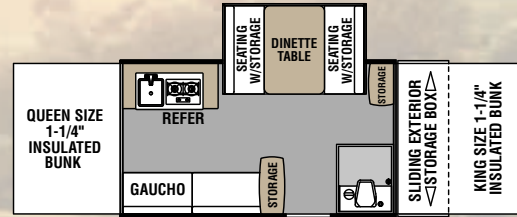
2108ST OPTIONAL CASSETTE POTTI

OPTIONAL BATH PACKAGE  
2308LS, 2405ST

	LS MODEL			EPIC			LEGEND
	1706XLS	2107LS	2308LS	1760QS	2108ST	2405ST	2485SST
Interior Box Size	8' 6"	10'	12'	8' 6"	10'	12'	12'
Travel Length	12' 11"	13' 2"	17' 9"	12' 2"	16' 10"	17' 9"	19'
Travel Width	7'	7' 1"	7' 1"	7' 1"	7' 1"	7' 1"	7' 1"
Travel Height	56"	58"	58"	56"	58"	58"	55"
Exterior Open Length	17' 11"	20' 5"	23' 5"	13' 6"	20' 9"	23' 5"	23' 5"
Interior Open Height	6' 10"	6' 10"	6' 10"	6' 10"	6' 10"	6' 10"	6' 10"
Sleeping Capacity	6	7	8	4	7	8	6
Front Sleeping Area	54" x 80"	58" x 80"	70" x 80"	58" x 80"	58" x 80"	70" x 80"	70" x 80"
Rear Sleeping Area	48" x 80"	54" x 80"	58" x 80"	N/A	58" x 80"	58" x 80"	58" x 80"
Dinette Area	N/A	N/A	N/A	N/A	38" x 70"	38" x 70"	41" x 74"
"U" Dinette	N/A	N/A	80" x 70"	38" x 102"	N/A	N/A	N/A
Lounge Area	(2) 60"	(2) 70"	(2) 70"	N/A	24" x 70"	N/A	24" x 70"
Sofa Bed	N/A	N/A	N/A	N/A	34" x 76"	40" x 72"	N/A
Radial Tire Size	ST145R12	ST145R12	ST185/80R13	ST145R12	ST185/80R13	ST185/80R13	ST185/80R13
Tire Load Range	E	E	D	E	D	D	D
Hitch Weight (lbs.)	167	208	223	203	187	241	296
Axle Weight (lbs.)	1338	1576	1962	1355	1667	2083	2403
UVW (lbs.)	1642	1801	2204	1577	1863	2396	2840
Cargo Capacity (lbs.)	1255	1137	1019	1365	824	845	456
GVWR (lbs.)	2897	2938	3223	2942	2687	3241	3296
Coupler Size	2"	2"	2"	2"	2"	2"	2"

\*Weights shown are approximate. †Estimated average based on standard build optional equipment. All weights shown are in pounds. See back page for chart definitions.

# VIKING LEGEND



**2485SST** SPACIOUS SLIDE OUT WITH STANDARD BATH PACKAGE



Legend 2485SST - This spacious floor plan includes a slide out dinette.

# VIKING LEGEND

EXTERIOR	LS	EPIC	LEGEND	INTERIOR	LS	EPIC	LEGEND
E-Coated Tubular Steel Frame	•	•	•	Glide-N-Lock Cable Supported Beds	•	•	•
Dual Drive Winch	•	•	•	Privacy Drapes		•	•
Heavy Duty Tongue Jack - w/Wheel	•	•	•	E-Z Swing Galley w/Drawer			•
Wide Trac Ultra Lube Spring Axle	•	•	•	Deep Bowl Acrylic Sink	•	•	•
Electric Brakes	•	•	•	2-Burner High Output Range		•	•
Radial Tires	•	•	•	Bathroom Package (Opt. 2308LS, 2405ST)			•
Spare Tire & Carrier	•	•	•	12V On-Demand Water Pump	•	•	•
(4) Heavy Duty Scissor Style Jacks	•	•	•	Modular Cassette Potti (Opt. 2108ST, 2405ST)			•
Goshen Lift System	•	•	•	DSI 6-Gallon Water Heater w/Outside Shower (2108ST, 2405ST) Outside Spray-away w/Quick Connect (2485SST)			•
4-Layer Laminated Seamless Roof	•	•	•	20,000 BTU Furnace	•	•	•
Laminated Insulated Bed Platforms	•	•	•	120 Watt/12V Refrigerator/Freezer Cooler	•		•
Automotive Grade Metal	•	•	•	3-Way Dometic Refrigerator 1.9 Cu. Ft.		•	•
LED Exterior Lights	•	•	•	12V LED Interior Lights	•	•	•
Diamond Plate Front & Rear Walls	•	•	•	LED Bunk Fan Lights	•	•	•
E-Z Swing Stepper Door (N/A 1760QS)		•	•	Bunk Storage Nets		•	•
One-Piece Screen Door	•	•	•	Bluetooth Stereo (Std. 2485SST)			•
Prebraced for A/C	•	•	•	120V GFI Recept	•	•	•
Exterior Wall Mount w/LP Quick Connect	•	•	•	<b>ESSENTIALS PACKAGE</b>			•
VRX Sectionalized Tent	•	•	•	20,000 BTU Furnace, Awning, Electric Brakes, Spare Tire & Carrier, 3-Way 1.9 Cu. Ft. Refrigerator (120 Watt/12V Refrigerator/Freezer Cooler - LS only)			•
Non-Heated 4" Mats	•			<b>POPULAR OPTIONS</b>			
16 Gallon Fresh Water Tank	1706XLS	1760QS		3-Way 1.9 Cu. Ft. Refrigerator (LS only)			
23 Gallon Fresh Water Tank	•	•	•	13,500 BTU Air Conditioner			
35 Amp Converter - Trickle Charger	•	•	•	40 Watt Zamp Portable Solar Panel			
(2) Blue LED Patio Lights	•	•	•	80 Watt Zamp Portable Solar Panel			
Super Sliding Storage			•	"Jack It" Bike Rack			
New Style Storage Lid & Shroud	•	•	•	"Toylok" Cargo Security System			
Create-A-Breeze Power Roof Vent		•	•	Stor-N-More Under Bunk Storage System			
Awning	•	•	•	Thetford Porta Potti			
<b>INTERIOR</b>	<b>LS</b>	<b>EPIC</b>	<b>LEGEND</b>	Screen Room w/Privacy Flaps			
LED Interior Courtesy Lights (Floor)	•	•	•	Flex Rod Tech Add-A-Room Upgrade	1706XLS	1760QS	
100% Adhesion Residential Grade Linoleum	•	•	•				
Dark Ash Cabinetry	•	•	•				
Residential Laminated Countertops	•	•	•				
Ultra Comfort 4" Heated Mattress	•	•	•				
Ultra Comfort 4" High Density Cushions	•	•	•				

• = STANDARD FEATURES



**OFF-ROAD PACKAGE OPTION** (2107 LS • 2308 LS)  
 15" OFF-ROAD TIRES & SPARE, LENGTH STABILIZING EXTENDED JACKS, OFF-ROAD LIFTED AXLE, GRAB HANDLE, DOUBLE STEP



Viking's Super Sliding Storage box enables full, easy accessibility even when the camper is set up. (2485SST)



The E-Z one hand swing level galley (2485SST)



Bath Package - Modular Cassette Potti/Shower Combo

# VIKING V-TREC OFF-ROAD CAMPING TRAILERS



V1



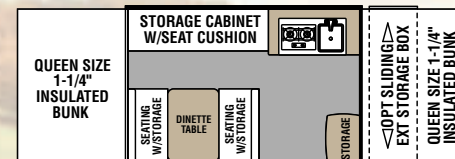
Heavy Duty Construction Sets V-Trec Apart

- 5" Tube Frame
- Reinforced Diamond Plate Front Deck
- 4000 Lb. Heavy Duty Torsion Axle for Heavy Cargo Capacity

V2

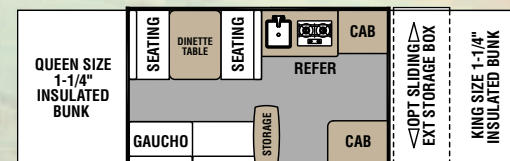


V3

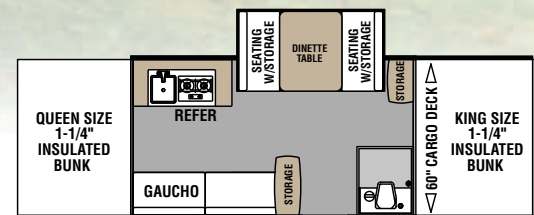


V1

SOLID DIAMOND PLATE 2' DECK - D-RING TIE-DOWNS



V2



V3

SOLID DIAMOND PLATE 5' DECK - DETACHABLE RAMP

LET THE GOOD TIMES ROLL!

V-TREC	V1	V2	V3
Interior Box Size	10'	12'	12'
Travel Length	17' 2"	18' 3"	21' 8"
Travel Width	7' 1"	7' 1"	7' 1"
Travel Height	65"	65"	65"
Exterior Open Length	20' 5"	22' 5"	23' 5"
Interior Open Height	6' 10"	6' 10"	6' 10"
Sleeping Capacity	6	6	6
Front Sleeping Area	58" x 80"	70" x 80"	70" x 80"
Rear Sleeping Area	58" x 80"	58" x 80"	58" x 80"
Dinette Area	38" x 70"	36" x 70"	41" x 74"
Lounge Area	24" x 70"	24" x 70"	24" x 70"
Radial Tire Size	ST235/75R15	ST235/75R15	ST235/75R15
Tire Load Range	C	C	C
Hitch Weight (lbs.)	274	290	427
Axle Weight (lbs.)	2120	2291	2790
UVW (lbs.)	2394	2581	3217
Cargo Capacity (lbs.)	1380	1209	1210
GVWR (lbs.)	3774	3790	4427
Coupler Size	2-5/16"	2-5/16"	2-5/16"

\*Weights shown are approximate. †Estimated average based on standard build optional equipment. All weights shown are in pounds. See back page for chart definitions.

## EXTERIOR

- E-Coated Tubular Steel Frame
- Dual Drive Winch
- Heavy Duty Tongue Jack - w/Wheel
- Wide Trac Ultra Lube Torsion Axle
- Electric Brakes
- 15" Radial Tires
- Spare Tire & Carrier
- (4) Heavy Duty Scissor Style Jacks
- Goshen Lift System
- 4 Layer Laminated Seamless Roof
- Laminated Insulated Bed Platforms
- Automotive Grade Metal
- LED Exterior Lights
- Diamond Plate Front & Rear Walls
- One-Piece Screen Door
- Prebraced For A/C
- Outside Spray-Away (Cold only)
- Exterior Wall Mount LP w/Quick Connect
- VRX Sectionalized Tent
- 23 Gallon Fresh Water Tank

## V-TREC

- 35 Amp Converter - Trickle Charger
- 120 Volt GFI Recept
- Patio Light
- Create-A-Breeze Power Roof Vent
- Awning

## INTERIOR

- LED Interior Courtesy Lights (Floor)
- 100% Adhesion Residential Grade Linoleum
- Dark Ash Cabinetry
- Residential Laminated Countertops
- Glide-N-Lock Cable Supported Beds
- Ultra Comfort 4" Heated Mattress
- Ultra Comfort 4" High Density Cushions
- Vented Privacy Drapes
- E-Z Swing Galley w/Drawer
- Deep Bowl Acrylic Sink
- 2-Burner High Output Range
- 12 Volt On-Demand Water Pump
- Bathroom Package (Std. V3, Opt. V2)
- DSI 6-Gallon Water Heater

## V-TREC

- 3-Way 1.9 Cu. Ft. Refrigerator
- 20,000 BTU Furnace
- 12 Volt LED Interior Lights
- LED Bunk Fan Lights
- Bluetooth Stereo

## ESSENTIALS PACKAGE


- 3-Way 1.9 Cu. Ft. Refrigerator, 20,000 BTU Furnace, Awning, Electric Brakes, Spare Tire & Carrier

## POPULAR OPTIONS

- 13,500 BTU Air Conditioner
- 40 Watt Zamp Portable Solar Panel
- 80 Watt Zamp Portable Solar Panel
- Thetford Modular Cassette Potti w/Electric Flush (Opt. V1, V2)
- Thetford Porta Potti
- Bathroom Package (V2 only)
- SST - Super Sliding Storage Trunk (V1, V2)
- "Jack It" Bike Rack
- "Toylok" Cargo Security System
- Stor-N-More Under Bunk Storage System
- Exterior Grill w/Quick Connect Hose

• = STANDARD FEATURES





The easy-to-use dual drive winch and drill bit, with your cordless drill, raises or lowers the roof in under 30 seconds. A manual crank is also provided.



The four heavy-duty scissor-style stabilizing jacks extend and retract easily using your cordless drill and the provided drill bit.



This exclusive "Glide-N-Lock" cable supported bed system eliminates the need for support poles under the beds. Simply pull out the bed, click and it's locked into place.



Optional exterior grill with Quick Connect hose.



**4" E-Z Sleep Mattress**



**COLD OUTSIDE AIR**



Pass-through storage and outside shower



Convenient bottle opener



Bed step



Charging station



Exterior leash clip

**1-1/4" Laminated Insulated Bunkends**

- Two times thicker than others
- Solid wood, steel reinforced frame, with 1" thick high density foam, and laminated wood panels top and bottom
- More stable bed end vs. chipboard or spliced plywood
- Insulation improves comfort and warmth



Black tire rim



Lounge/gaucha bed



Reversible gaucha cushion



LED floor light



**COLD OUTSIDE AIR**



LED bunk end fan lights




Viking's exclusive J-Track door latch maximizes stability by eliminating the flimsy nylon turn buttons traditionally used in securing the door to the roof.




The E-Z Swing Stepper Door with hydraulic assist, operates in seconds and provides the largest, most stable step platform in the industry.




Viking's one-piece entry door has an extra large adjustable privacy panel to let in fresh air and sunlight.



X-Cable technology adds additional stability to the roof and prevents over cranking of the roof.



Viking's one-piece, 5/8" floor structure is stronger than the industry's standard 1/2". Automotive undercoating protects from the elements. Congoleum residential grade Diamondflor with 100% adhesion adds beauty and durability indoors.



The Goshen Stamping double-wide lifter system offers strength, stability and increased wind resistance. (Limited lifetime warranty)



Powerful Fantastic power roof vent moves air like no other. (N/A LS models)



AM/FM/Bluetooth stereo with App control includes interior/exterior speakers. (Standard on Legend and V-Trec models)

# VIKING

## EXCLUSIVE FEATURES



## VIKING CAMPING TRAILERS LIMITED WARRANTY

Please refer to [www.vikingrv.com](http://www.vikingrv.com) for complete warranty information.

- Lift System – Lifetime
- Dexter® E-Z Lube® Axle – 5 Years
- Dexter® Torflex® Axle – 10 Years
- VRX Vinyl Tent – 5 Years
- Roll-out System – 5 Years
- Roof Assembly – 5 Years



Check Out Our  
Easy Set Up  
Video Here



Dexter® E-Z Lube® Axles

## VIKING RV

580 West Burr Oak Street • P.O. Box 549 • Centreville, MI 49032 • 269-467-6321

To learn more about Viking RV and our products, visit [www.vikingrv.com](http://www.vikingrv.com).

### Interactive Mobile Manuals

Download our Forest River mobile app or visit our dynamic online manual to enhance your ownership experience. These interactive options provide incredible ease and insight into use, maintenance and enjoyment of your Forest River product. Ranging from "How-to" videos, pictures and illustrations of various components, systems and features, to fully searchable content and downloadable PDFs for individual component owner's manuals, answers are always just a click away. View the online manual at [www.forestriverinc.com/ownersmanuals](http://www.forestriverinc.com/ownersmanuals), or download our FREE app from the App Store or Google Play!



YOUR VIKING CAMPING TRAILER DEALER

## ULTRA LIGHT CAMPING TRAILERS

Four Layer Insulated Roof  
Braced for Air Conditioning.

1. One Piece Seamless Fiberglass Skin
2. Lauan Plywood Underlayment

No one else includes the extra wood layer between the top skin and internal foam that provides stiffness and reduces the probability of damage due to hail, road debris, etc.

3. Foam Insulated Roof Structure
4. Vinyl Coated Ceiling

Easy to clean and minimizes interior condensation

Roof vent is placed off to the side so the A/C can be center-mounted without having to remove the vent. This design allows you to have both the vent and A/C.

## Wide Trac Suspension

Better safety and stability on the road.

- Widest stance of any folding camper
- Improves towing safety and stability
- Stronger axle beams than most competitors
- Steel frame with E-coat protection

Camping Made Easy

**GVWR (Gross Vehicle Weight Rating)** - is the maximum permissible weight of the unit when fully loaded. It includes all weights, inclusive of all fluids, cargo, optional equipment and accessories. For safety and product performance do NOT exceed the GVWR.

**GAWR (Gross Axle Weight Rating)** - is the maximum permissible weight, including cargo, fluids, optional equipment and accessories that can be safely supported by a combination of all axles.

**UVW (Unloaded Vehicle Weight)\*** - is the typical weight of the unit as manufactured at the factory. It includes all weight at the unit's axle(s) and tongue or pin and LP Gas. The UVW does not include cargo, fresh potable water, additional optional equipment or dealer installed accessories.

\*Estimated Average based on standard build optional equipment.

**CCC (Cargo Carrying Capacity)\*\*** - is the amount of weight available for fresh potable water, cargo, additional optional equipment and accessories. CCC is equal to GVWR minus UVW. Available CCC should accommodate fresh potable water (8.3 lbs per gallon). Before filling the fresh water tank, empty the black and grey tanks to provide for more cargo capacity.

\*\*Estimated average based on standard build optional equipment.

All information contained in this brochure is believed to be accurate at the time of publication. However, during the model year, it may be necessary to make revisions and Forest River, Inc., reserves the right to make all such changes without notice, including prices, colors, materials, equipment and specifications as well as the addition of new models and the discontinuance of models shown in this brochure. Therefore, please consult with your Forest River dealer and confirm the existence of any materials, design or specifications that are material to your purchase decision. ©2021 Viking Recreational Vehicles, a Division of Forest River, Inc., A Berkshire Hathaway company. All Rights Reserved. 2/21



### PRE-DELIVERY INSPECTION FACILITY

20,000 square feet of quality assurance. The bare essentials for a premium product. This state-of-the-art facility gives immediate daily feedback to production for quality assurance in every unit built.

### 24/7 EMERGENCY ROADSIDE ASSISTANCE WITH VEHICLE PURCHASE\*

<ul style="list-style-type: none"> <li>TOWING</li> <li>JUMP-STARTS</li> <li>TIRE CHANGES</li> <li>FLUID DELIVERY</li> <li>LOCKOUT SERVICE</li> </ul>	<ul style="list-style-type: none"> <li>WINCH-OUT</li> <li>MOBILE MECHANIC</li> <li>TECHNICAL SUPPORT</li> <li>DEALER LOCATOR SERVICES</li> </ul>
--	--

\*VALID FOR 1 YEAR FROM DATE OF PURCHASE

## FREE MEMBERSHIP

to Forest River Owners' Group

[www.forestriverfrog.com](http://www.forestriverfrog.com)

**Learn More**

Scan this barcode using a QR Reader on your smart phone to learn more about Forest River.

A Berkshire Hathaway company.

CUSTOMER SATISFACTION

FOREST RIVER encourages you to

BUY LOCAL

PREFERENTIAL SERVICE      PRODUCT INFORMATION

[www.ForestRiverBuyLocal.com](http://www.ForestRiverBuyLocal.com)

WWW.KOACARECAMPS.ORG

Fighting + Making  
Cancer      Memories

Find us on  
Facebook